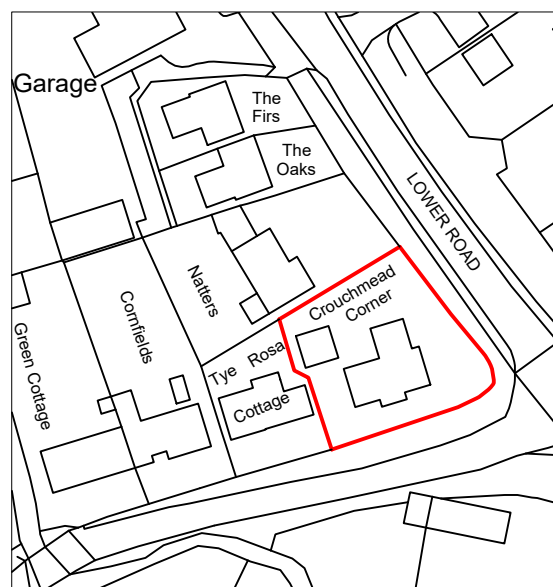




Notes

All drawings to be signed off by building control before the commencement of any works. If works commence on a Building Notice, the Builder/property owner commences works at their own risk and ELA Design (or its Officer's) cannot accept and liability whatsoever for these works carried out.



LOCATION PLAN

O/S licence number
100060020

Rev	Date	Details	By
A	04/09/23	Revision A	CE

Project: New Carport & Conversion of Existing Garage

Drawing: Site Location Plan

Address: Crouchmead Corner, Grinstead Lane
Little Hallingbury, CM22 7QX

Drawing N°: ELA/17 Rev: A

A3 Scale: 1:1250 Drawn By: CE Job No: 2749 Date: 04/02/23

ELA Design
Beechcroft
Riverside Avenue
Broxbourne
Herts
EN10 6RA
www.ela-design.co.uk Tel:- 07979510821