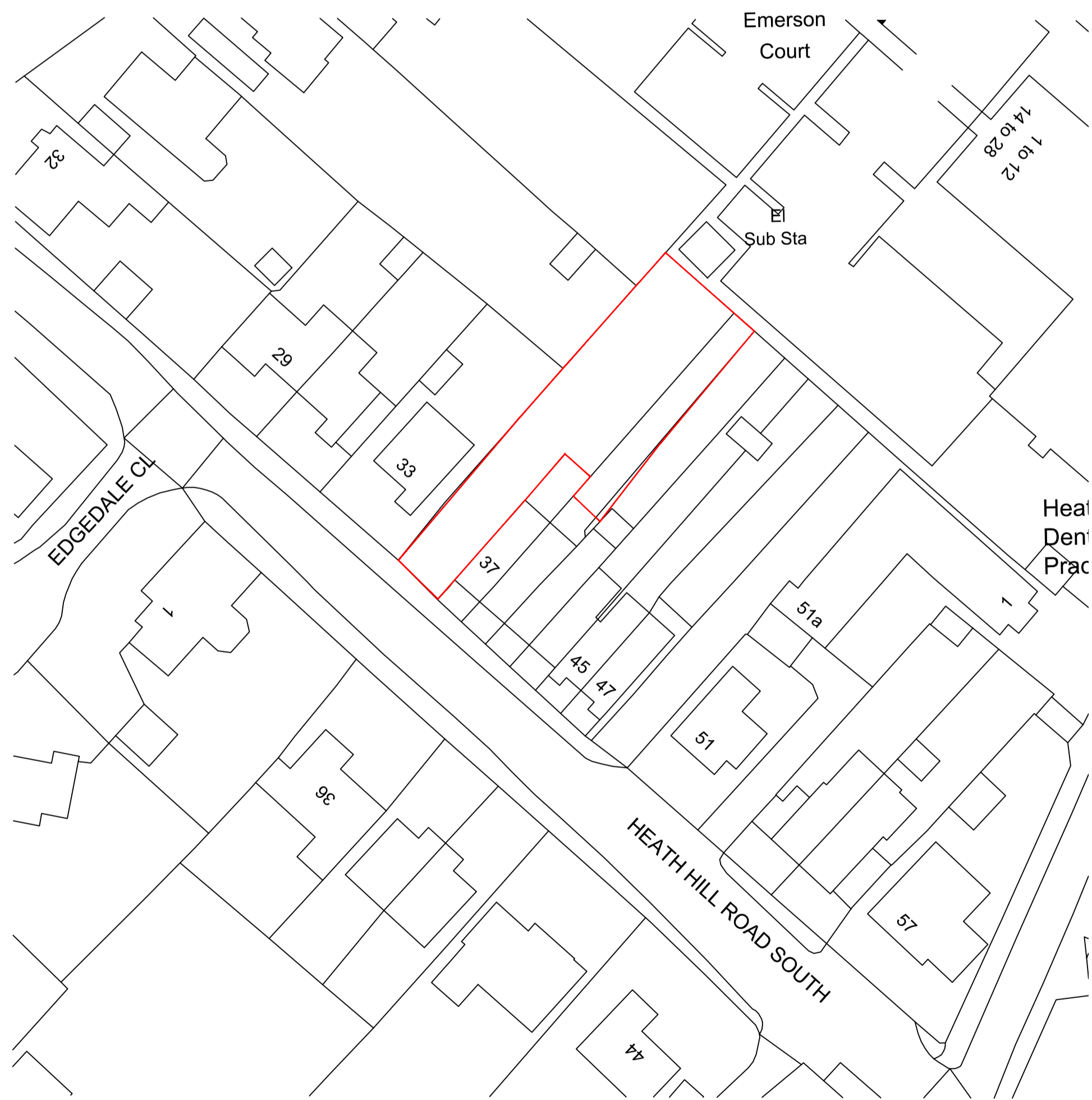
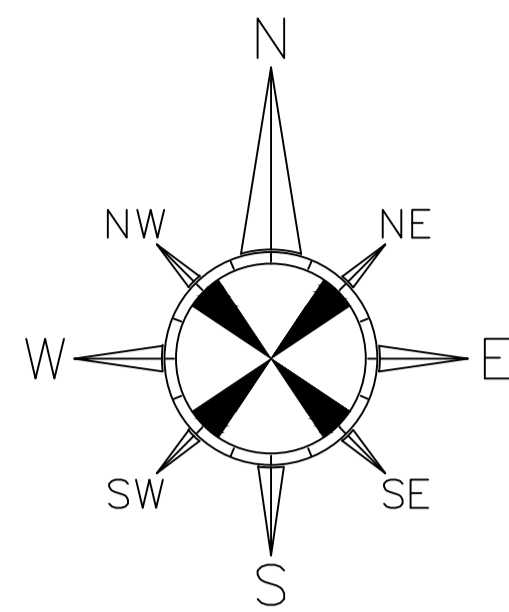




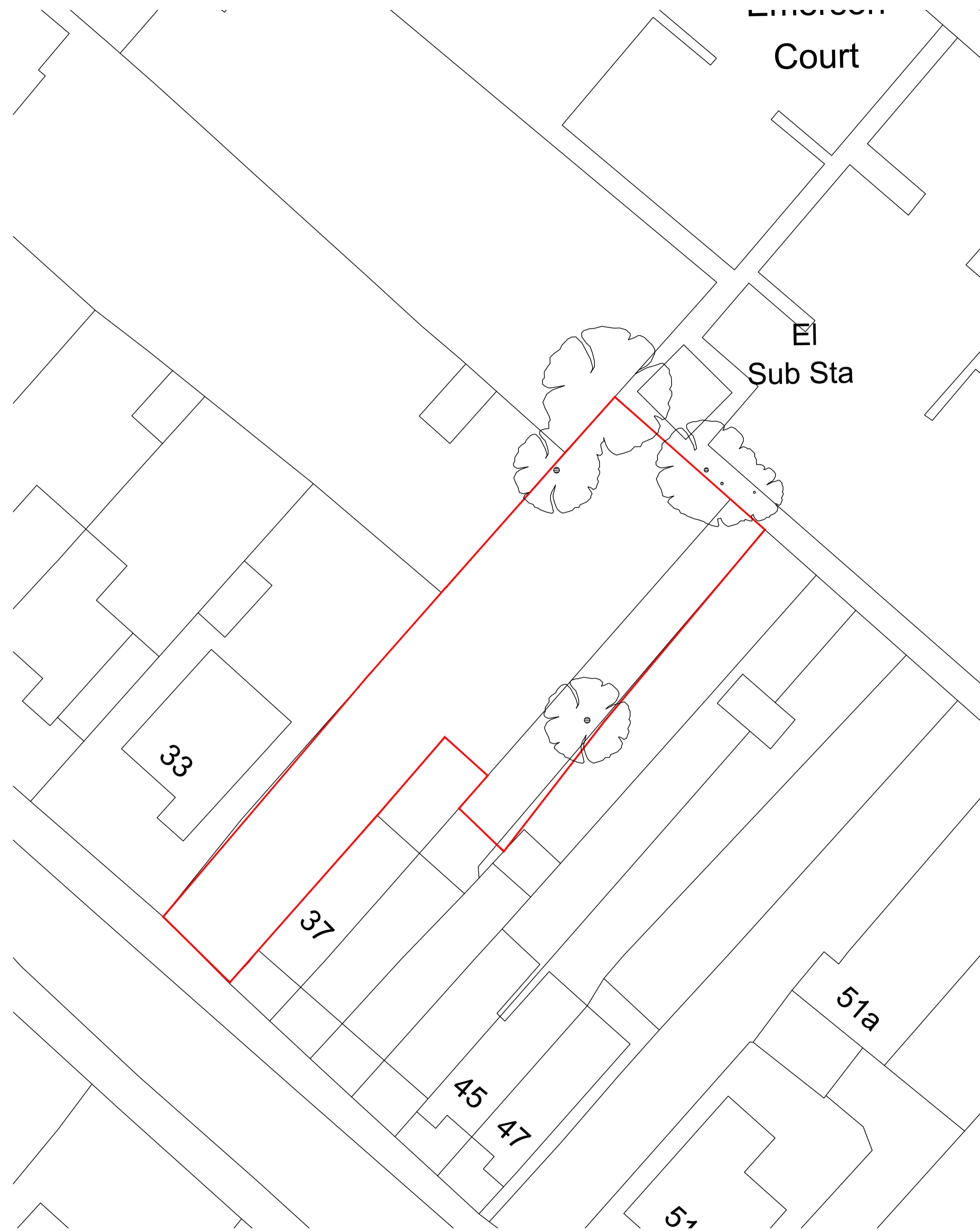
Ordnance Survey, (c) Crown Copyright 2023. All rights reserved. Licence number 100022432

LOCATION PLAN - 1:1250




Ordnance Survey, (c) Crown Copyright 2023. All rights reserved. Licence number 100022432

BLOCK PLAN - 1:500



SITE PLAN - 1:200

Scale Bar (1:200)



<b>General Notes</b>	
Do not scale from these drawings. Use written dimensions only. All dimensions to be checked on site prior to commencement of work and/or prefabrication.	
This drawing is the copyright of mba architecture ltd. and may not be reproduced, copied in whole or in part or altered without prior written permission.	
i Eqr (UK) v	
<b>PROJECT STATUS</b>	
Planning	
<b>MBA Architecture Ltd.</b>	
306 Lymington Road Highcliffe Christchurch Dorset Tel: 01590 624794 E-mail: matt@mbauktd.co.uk	
<b>Client:</b>	
Draycott Surveyors	
<b>Job Title:</b>	
Proposed New dwellings at Land R/o 37 - 39 Heath Hill Cottages Heath Hill Road South Crowthorne RG45 7BP	
<b>Drawing Title:</b>	
Existing Site Location Plans	
<b>Drawn By:</b>	<b>Dwg. No.</b>
MBen	MBA/100/101
<b>Date:</b>	<b>Rev.</b>
May 2023	
<b>Scale:</b> 1:1250 1:500 and 1:200 @ A1	