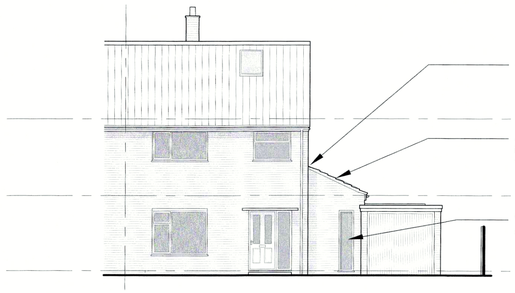

FRONT ELEVATION 1:100

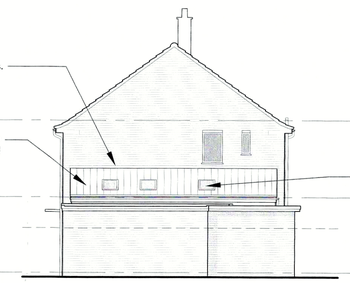

SIDE ELEVATION 1:100

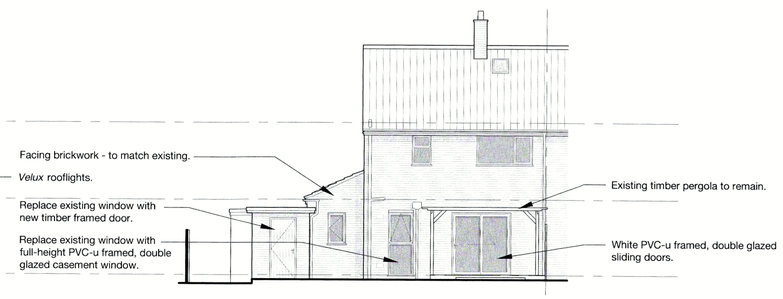

REAR ELEVATION 1:100

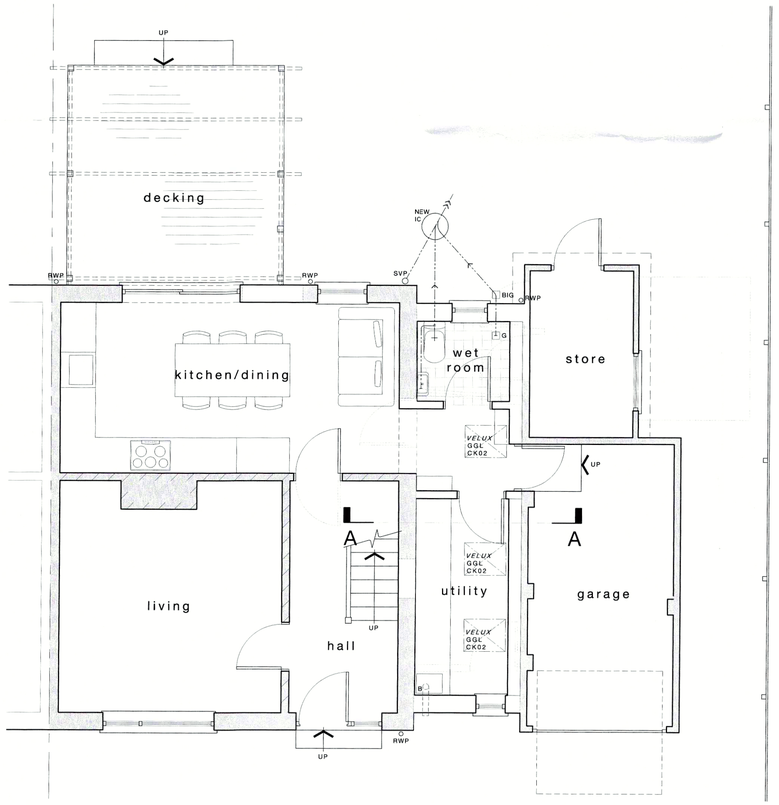

GROUND FLOOR PLAN 1:50

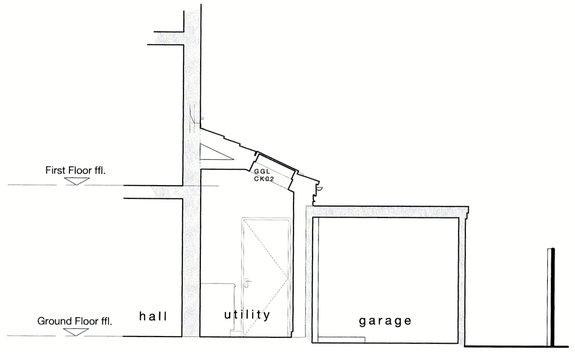

SECTION A-A 1:50

© copyright

NOTES.

1. ALL DIMENSIONS ARE IN MILLIMETRES AND LEVELS ARE IN METRES.

2. ALL DIMENSIONS AND DETAILS SHOWN ARE TO BE CHECKED ON SITE BY THE BUILDING CONTRACTOR AND ALL RELEVANT CONTRACTORS PRIOR TO COMMENCEMENT OF BUILDING WORKS.

3. WHERE WORK INVOLVES ALTERATIONS TO A PARTY WALL OR CONSTRUCTION CLOSE TO A BOUNDARY IT IS THE CLIENTS RESPONSIBILITY TO COMPLY WITH THE NECESSARY NOTICES ETC. REQUIRED BY 'THE PARTY WALL ETC. ACT 1996'.

0 m 4 8
0 cm 4 8
Scale 1:100

0 m 2 4
0 cm 4 8
Scale 1:50

rev	date	by	description

drg status PLANNING

client
Jack & Jane Garry

project
Alterations & garage/utility room conversion to:
129 Station Road,
Henbury,
Bristol
BS10 7QH

drg title
Proposed Plans, Section & Elevations

PCD
Philip Clifford Design
Architectural and Engineering Consultants
10 North View
Westbury Park
Bristol
BS6 7QB
Tel: 0117 9706 716
www.philipclifforddesign.co.uk

date	scales @ A1
November 2023	1:50 & 1:100

drawn by	checked	approved
M N	P C	

project no.	drg no.	rev
A3095	02	