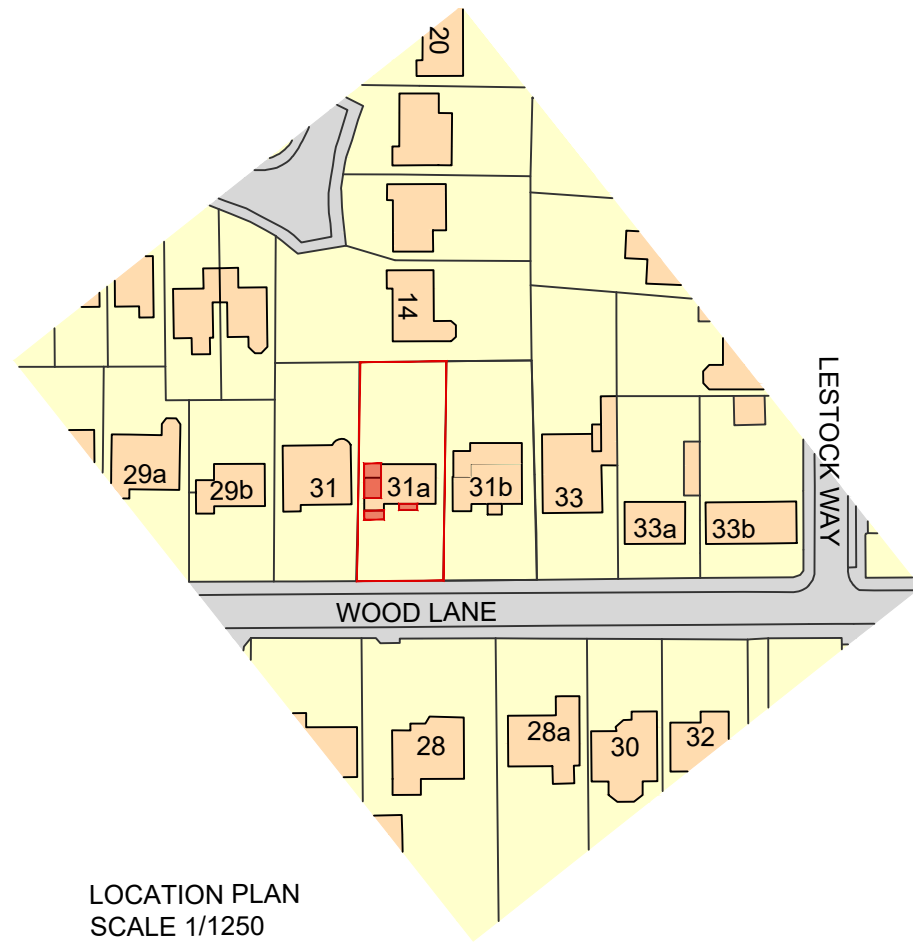


NOTES:

THIS DRAWING IS FOR INDICATIVE AND FOR PLANNING PURPOSES ONLY AND NOT CONSIDERED 'CONSTRUCTION ISSUE'.

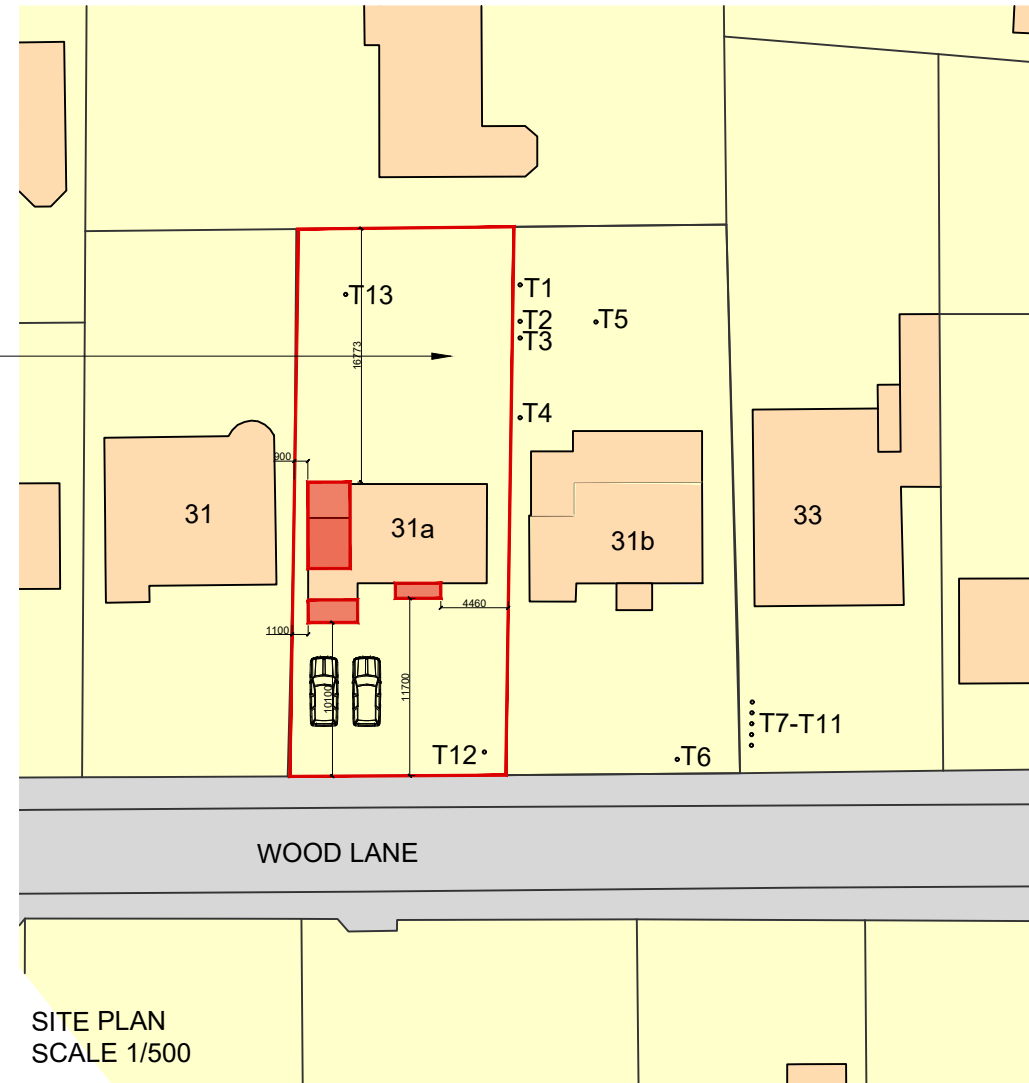
ALL DIMENSIONS ARE TO BE CHECKED AND VERIFIED ON SITE, WITH ANY DISCREPANCIES REPORTED TO ARCHITECTURAL DESIGNS SERVICES (UK)LTD.

COPYRIGHT FOR THIS DRAWING IS HELD BY ARCHITECTURAL DESIGN SERVICES (UK) LTD. IT IS NOT TO BE REPRODUCED WITHOUT EXPRESS PERMISSION.



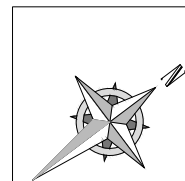
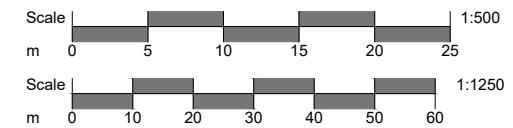
LOCATION PLAN
SCALE 1/1250

T1 - T13 - under TPO
01/01050/HDC



SITE PLAN
SCALE 1/500

CLIENT	
R.TAYLOR	
PROJECT TITLE	
2 STOREY SIDE EXTENSION AND ADDITIONAL PORCH	
DRAWING TITLE	
SITE LOCATION PLANS	
PROJECT ADDRESS	
31A WOOD LANE, FLEET, GU51 3EA	
JOB NO	879
DRAWING NO	01a
REV NO	-
SCALE@A3	AS STATED
DRAWN BY	LC
STAGE	PLANNING



ARCHITECTURAL DESIGNS

Building 2
Guildford Business Park
Guildford Surrey, GU2 8XG
Tel: 01483 362 980
Email: info@ad-ltd.uk