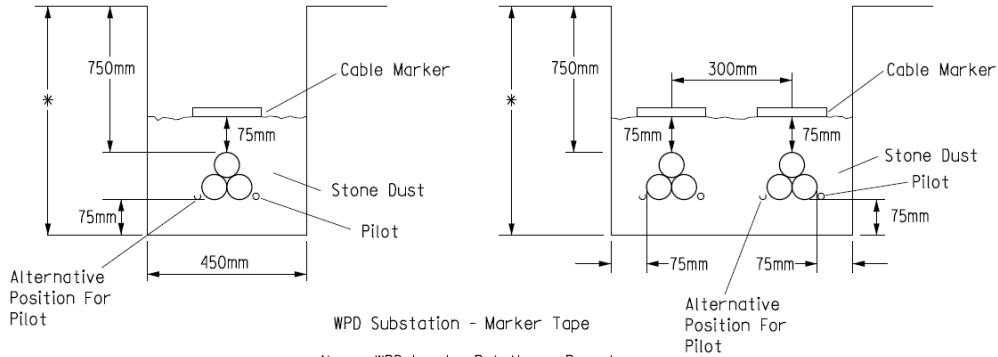


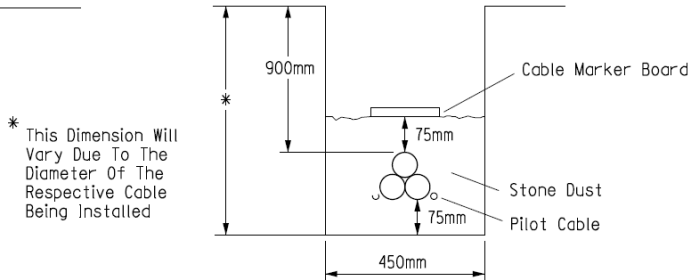
33kV 1xCCT

33kV 2xCCT's

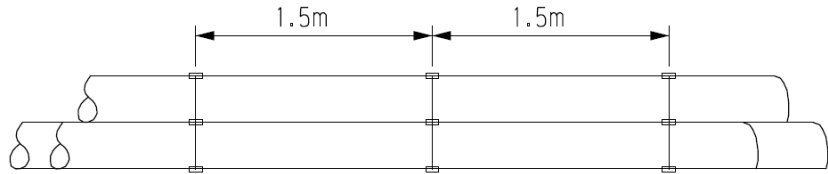


WPD Substation - Marker Tape  
 Non - WPD Land - Polythene Board  
 75mm Cover To Marker Tape  
 75mm 3mm To Dust,Limestone Or Granite Fine Stone Dust Bedding & Blinding

66/132kV



Note :- Pilot Cable Should Be Laid For 50% Of The Total Route Length On The Right Hand Side Of The Circuit & For The Remaing 50% On The Left Hand Side Of The Circuit



Plastic Cable Ties

33,66 & 132kV Cables Laid In Trefoil & Cable Tied At 1.5m Intervals ( 1m At Bends )

8	RJB			01/15	ALTERNATIVE PILOT NOTE ADDED
Rev No	Drawn	Chk'd	App'd	Date	Revision
ORIGINAL ISSUE	DATE	WESTERN POWER DISTRIBUTION Design Department. Avonbank,Feeder Road,Bristol BS2 0TB Tel:0117 933 2000 Fax:0117 933 2001.			
Drawn	R.J.B.	11.97	Title	Drq. No.	
Checked			33.66 & 132kV 3 x SINGLE CORE POLYMERIC CABLES	3.2b	Rev No
Approved					8
SCALE	N.T.S.				

ALL RIGHTS ARE RESERVED TO WPD (South West) plc. NO PART OF THIS DRAWING MAY BE REPRODUCED OR TRANSMITTED IN ANY FORM OR BY ANY MEANS, INCLUDING PHOTOCOPYING AND RECORDING, OR STORED IN A RETRIEVAL SYSTEM OF ANY NATURE, WITHOUT PERMISSION.