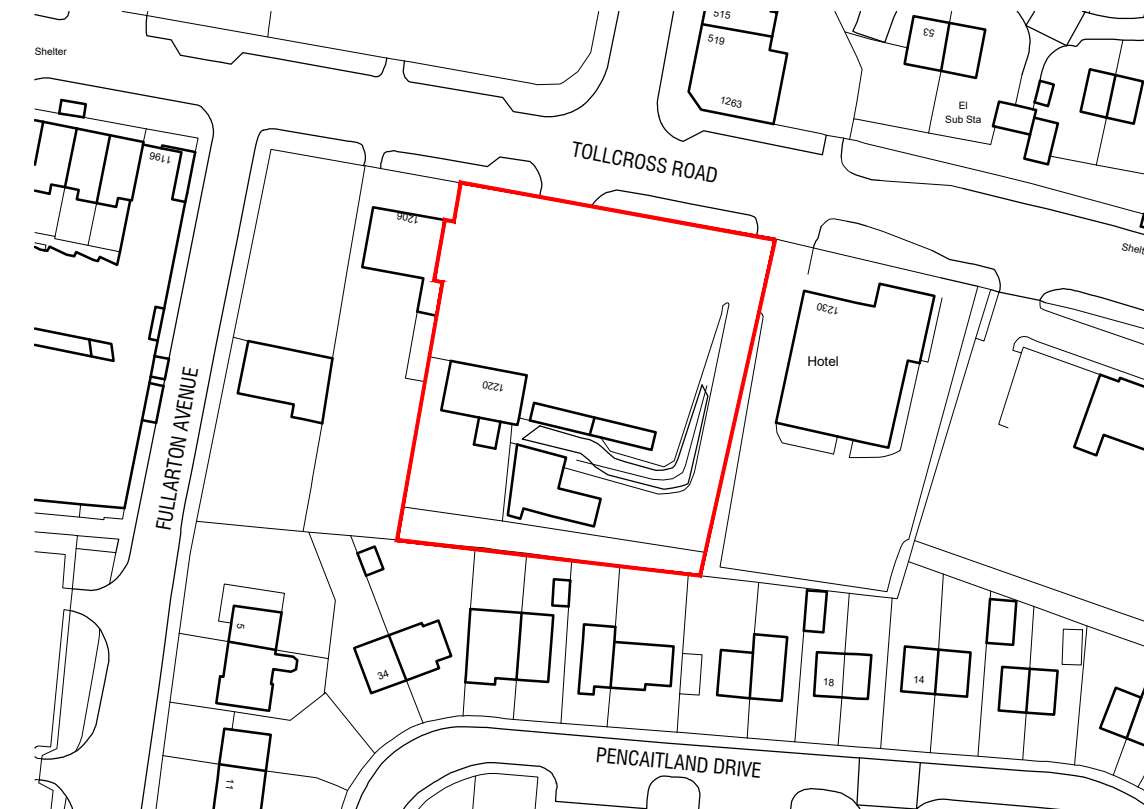
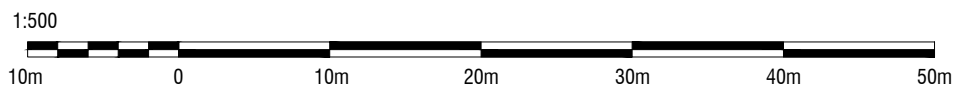


**EXISTING BLOCK PLAN**  
Scale 1:500



**EXISTING LOCATION PLAN**  
Scale: 1:1250



Annotated dimensions and/or levels to be used only. All dimensions and/or levels must be site checked by the contractor prior to commencing construction work. Any discrepancies must be reported to the Architect.

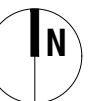
No assumptions to be made regarding this drawing.  
© This drawing is the copyright of Framed Estates Ltd and must not be copied or reproduced without prior permission from same.

NB Recent revisions clouded in red on drawing

Revision	Initials	Date
-	-	-

**LEGEND**

— APPLICATION BOUNDARY



**FRAMED ESTATES**

Project Title	
<b>PROPOSED STORAGE FACILITY AT 1220-1224 TOLLCROSS ROAD, GLASGOW G32 8HH</b>	

Drawing Title		<b>A3</b>
<b>EXISTING LOCATION &amp; BLOCK PLAN</b>		
Date	Nov-23	Scale
Stage	PLANNING	1:500/1250
Drg No	715.AP.100	Drawn
Rev	-	JM
		Checked
		SG

**FRAMED ESTATES**

Studio 5001 Abbey Mill Business Center  
12 Seedhill Road Paisley PA1 1JS  
E.enquiries@framedestates.com  
W.www.framedestates.com

