

Annotated dimensions and/or levels to be used only. All dimensions and/or levels must be site checked by the contractor prior to commencing construction work. Any discrepancies must be reported to the Architect.

No assumptions to be made regarding this drawing.
 © This drawing is the copyright of Framed Estates Ltd and must not be copied or reproduced without prior permission from same.

NB Recent revisions clouded in red on drawing

Revision	Initials	Date
-	-	-
-	-	-

NOTE:

Street facing signage
 Length - 9627mm
 Height - 700mm

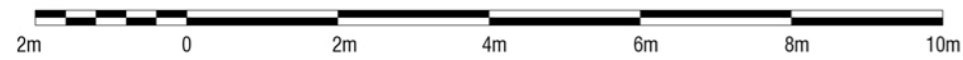
Existing building signage
 Length - 4150mm
 Height - 740mm



PROPOSED STREET FACING FRONT ELEVATION

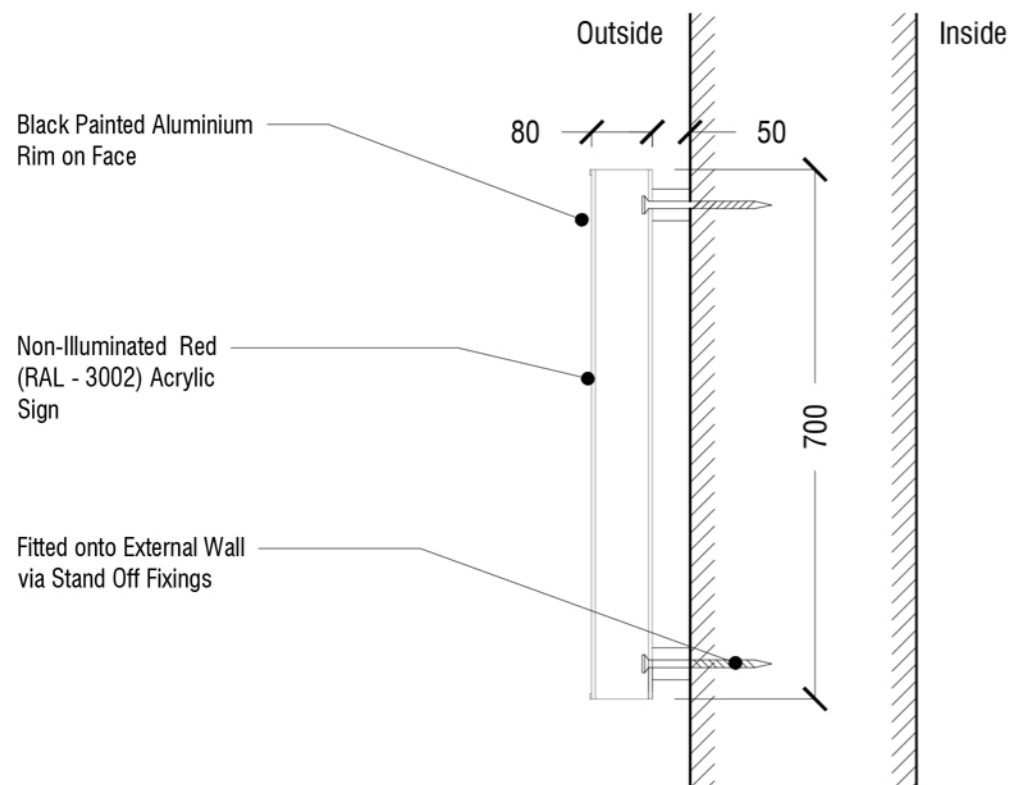
Scale 1:100

1:100



PROPOSED BUILDING SIGNAGE FRONT ELEVATION

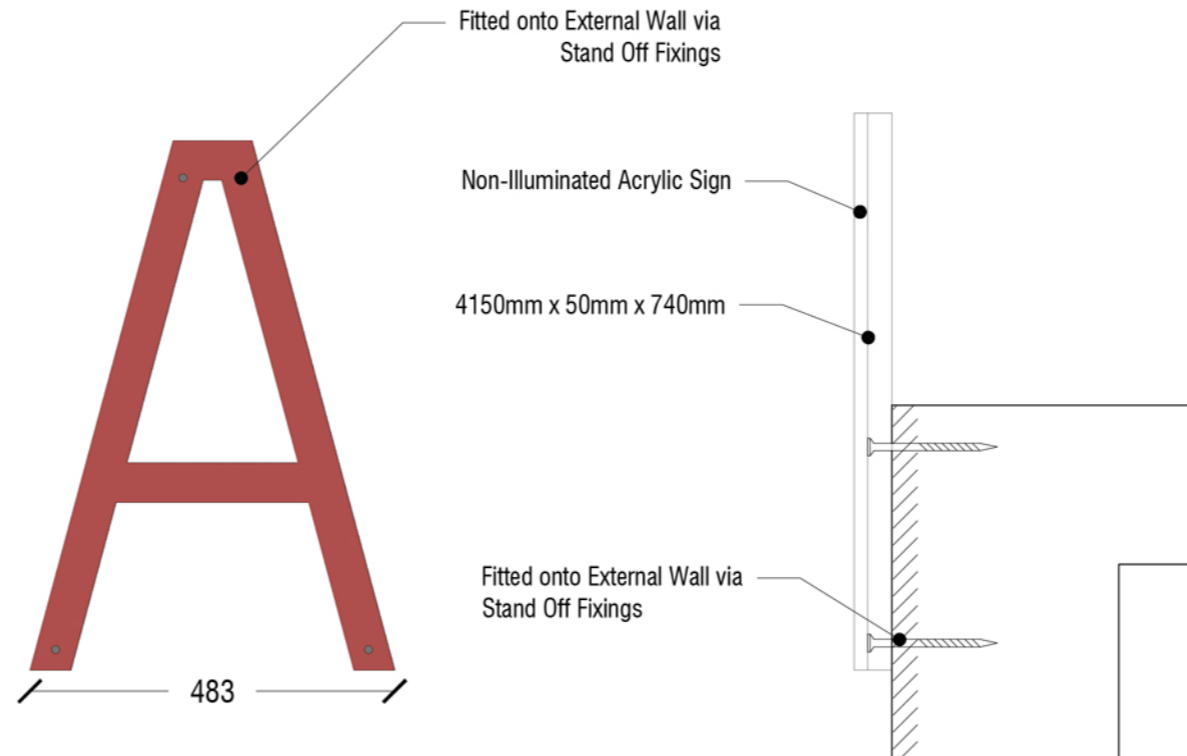
Scale 1:100



PROPOSED STREET FACING (Non-Illuminated) SIGNAGE DETAIL

Scale 1:10

1:10



PROPOSED LETTER DETAIL

Scale 1:10

PROPOSED BUILDING SIGNAGE DETAIL

Scale 1:10

FRAMED ESTATES

Project Title	
PROPOSED STORAGE FACILITY AT 1220-1224 TOLLCROSS ROAD, GLASGOW G32 8HH	

Drawing Title	PROPOSED SIGNAGE DETAILS	A3
Date	Nov-23	
Stage	PLANNING	Scale 1:10/100
Drg No	715.AP.300	Drawn JM
Rev	-	Checked SG