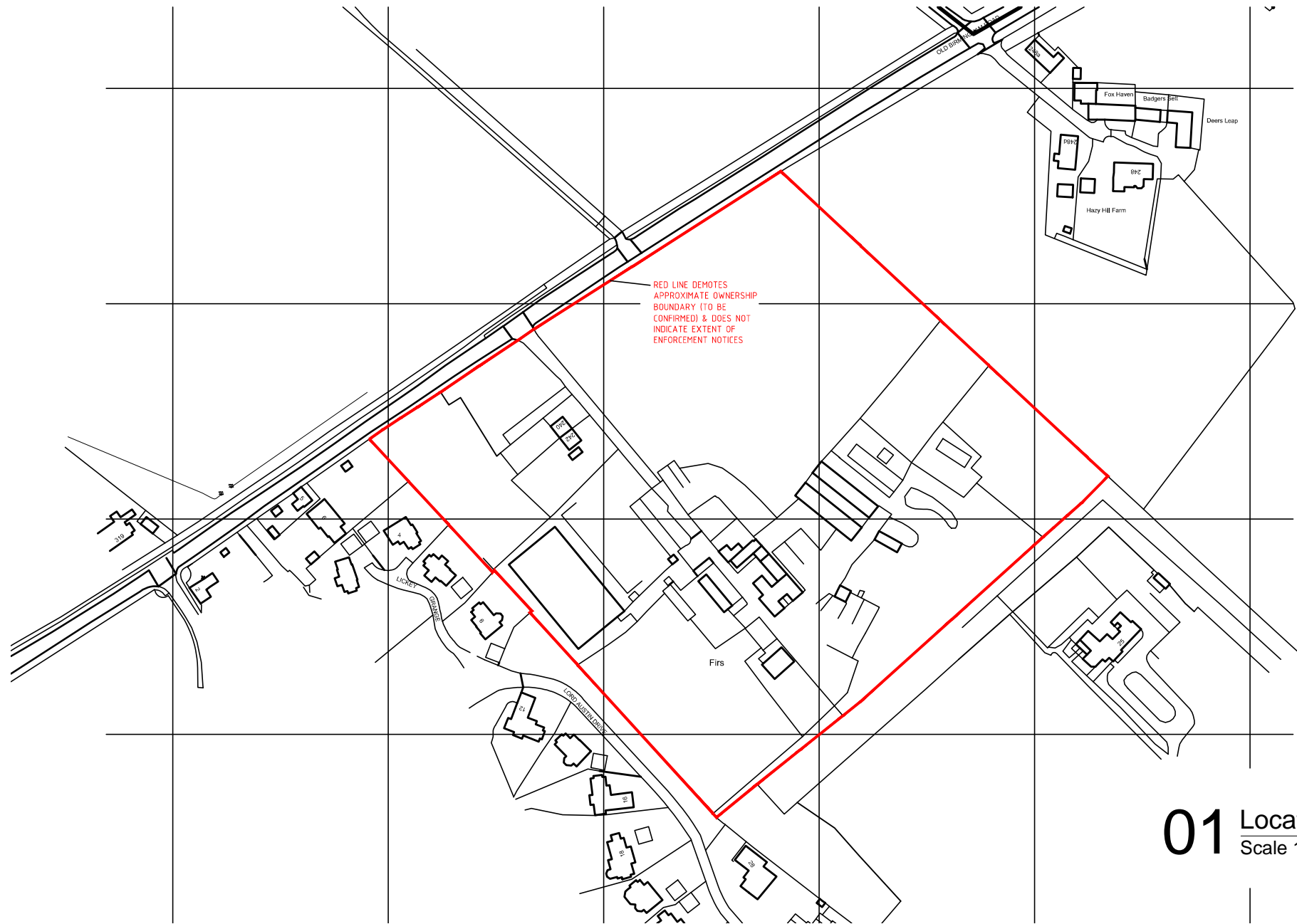
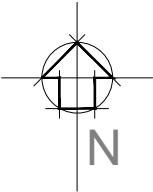
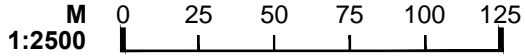


**GENERAL NOTES**

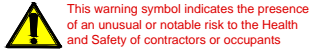
- 1. For the purpose of design development and construction this drawing must not be scaled and only written or calculated dimensions used.
- 2. Any errors or divergences should be referred to the originator.
- 3. All dimensions to be checked on site.
- 4. All drawings are to be read in conjunction with the relevant consultants drawings, schedules, and specifications.



NAME: **BIRMINGHAM RD**  
JOB NUMBER: **23035-01**  
SCALE: **1:2500 @A4**  
DATE OF ISSUE: **19/10/2023**



**01** Location Plan  
Scale 1:12500@A4



**tyler parkes**  
Planning and Architecture.  
66 Stratford Road, Shirley,  
Soliuhill B90 3LP  
0121 744 5511  
www.tyler-parkes.co.uk