
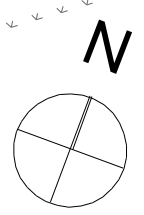
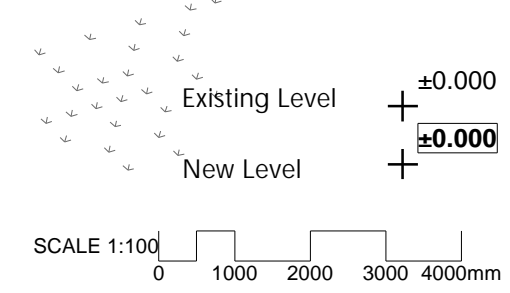


Notes:
 Responsibility is not accepted for errors made by others scaling from this drawing.
 All construction information should be taken from figured dimensions only. Dimensions are in millimeters unless otherwise stated.
 All dimensions and conditions to be checked on site prior to preparing drawings or commencing any work.
 Any variations or supplementary drawings are to be approved by The Architect.



New Tree
 Existing Tree



PRINTED
 18/12/2023

P1	15/12/2023	Planning
Revision:	Date:	Description:
Status: PLANNING		
Project: Barn		
Title: ROOF PLAN as Proposed		
Reference: 391.P.101		
Revision: P1		

DESIGNSCAPE ARCHITECTS
 Bath Brewery
 Toll Bridge Road
 Bath BA1 7DE
 T: [REDACTED]
 E: [REDACTED]
 www.dscape.co.uk

Last issued by: KK/cm
 First issued: 18/12/2023
 Scale @ A3: 1:100