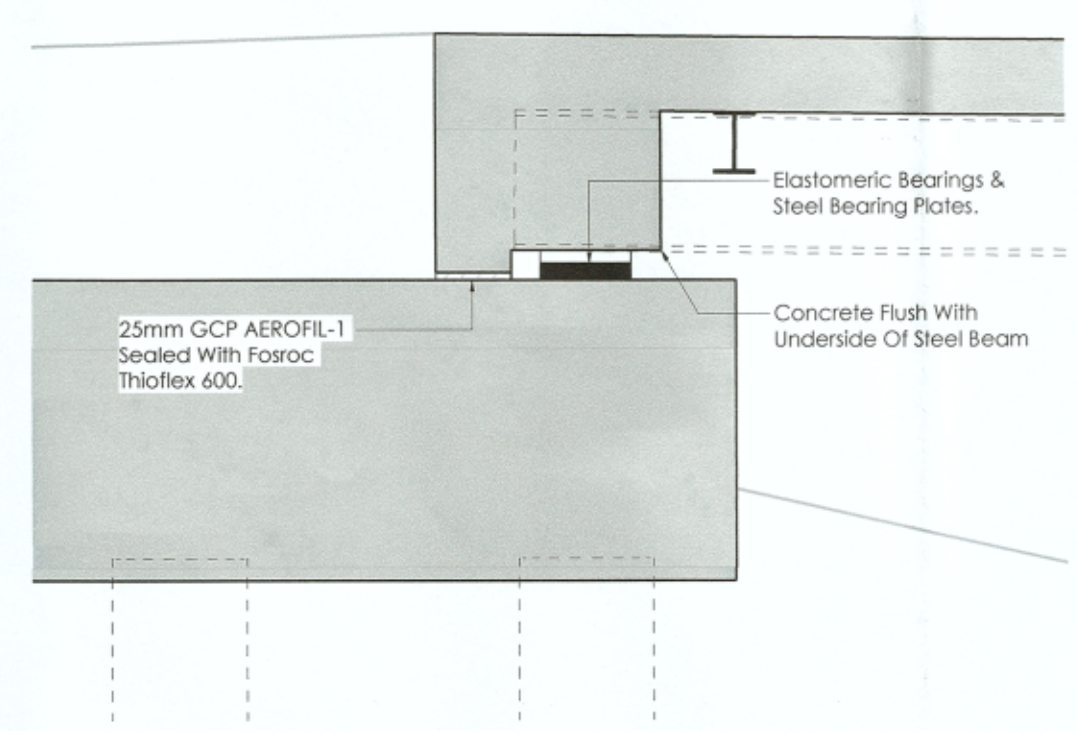
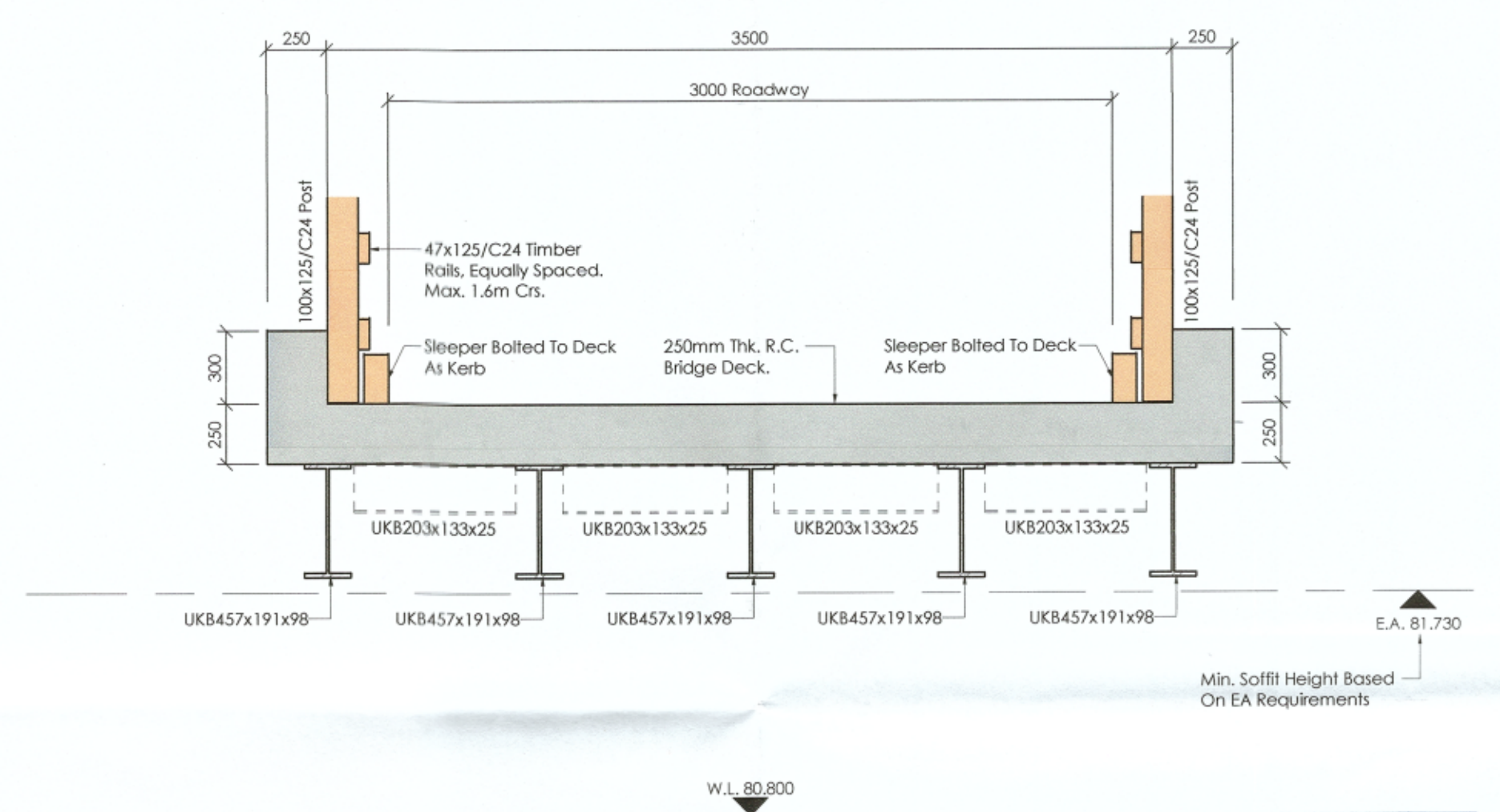


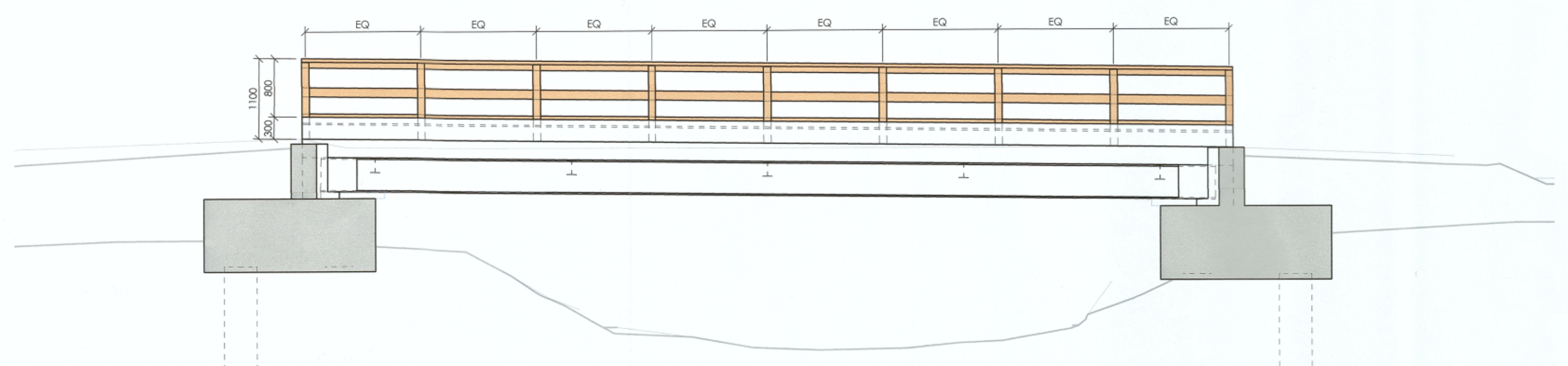
**BRIDGE SECTION BR-01**  
1:50



**TYPICAL ABUTMENT DETAIL**  
1:25



**BRIDGE SECTION BR-02**  
1:25



**BRIDGE HANDRAIL ELEVATION**  
1:50

**DESIGNERS' CDM NOTES ON RESIDUAL RISKS**

THE SAFETY, HEALTH AND ENVIRONMENTAL ISSUES NOTED BELOW ARE IN ADDITION TO THE NORMAL HAZARDS AND RISKS FACED BY A COMPETENT CONTRACTOR WHEN DEALING WITH THE TYPE OF WORKS DETAILED ON THIS DRAWING.

**CONSTRUCTION HAZARDS AND RISKS**  
• None relevant to this drawing

**MAINTENANCE/ CLEANING HAZARDS AND RISKS**  
• None relevant to this drawing

**DEMOLITION HAZARDS AND RISKS**  
• None relevant to this drawing

**GENERAL NOTES**

1. This drawing is to be read in conjunction with all relevant Architect's / Engineer's drawings, specifications and CDM documentation.
2. This drawing has been produced electronically and may have been photo reduced or enlarged when copied. Work to figured dimensions only. DO NOT SCALE. All dimensions to be checked on site. Any errors or omissions to be reported to the engineer immediately.
3. All dimensions are in millimeters and levels in meters except where shown otherwise.
4. Where proprietary products are specified these may be substituted by an equivalent product subject to approval by the Engineer. All products are to be installed strictly in accordance with the manufacturer's recommendations.
5. Before commencing construction the Contractor is to ascertain the position and depth of private and utility services and other plant or equipment on and adjacent to the site and report any conflicts with proposed works to the Engineer.
6. All work and materials not specified shall be in accordance with the NHBC Standards' technical requirements and guidance (ISBN 0907257 series).
7. All construction products to have CE Marking in accordance with the relevant European Technical Standards in force at the time.
8. This drawing is copyright and shall not be copied in whole or in part without written permission of SWJ Consulting.
9. Until technical approval has been obtained from the relevant Authorities it should be understood that all drawings issued are preliminary and NOT for construction. Should the contractor start site work prior to approval being given, it is entirely at his own risk.
10. Should there be any discrepancies between details indicated on this drawing and those indicated on other drawings the Engineer should be informed PRIOR to construction on site.

P2	Updated With Handrail.	27/07/23	RPW
P1	First Issue. Issued For Comment.	24/04/23	RPW
REV	REVISION DETAILS	DATE	DRAWN BY
CLIENT	ORIGINATOR		
PROJECT	TITLE		
Time Out Farm Mill Lane, Alvescot, Oxfordshire, OX18 2QJ	Bridge Sections & Details		
SCALE	DRAWN	CHECKED	APPROVED
As Indicated @A1	RPW	SAJ	SAJ
PROJECT	ORIGINATOR	ZONE	LEVEL
02781	SWJ	XX	XX
TYPE	ROLE	DOC NO	
DR	S	20000	
JOB NO.	PURPOSE OF ISSUE	STATUS	REVISION
02781	FOR COMMENT	S3	P2