



Product catalogue

JUNE 2021

ASHMORE


A single lap, interlocking double plain tile, with the engineered precision and ease of installation of an interlocking tile.



COLOUR AVAILABILITY



Smooth Brown (S)



Smooth Grey (S)



Old English Dark Red (S)

Key
(S) Smooth finish

TECHNICAL DATA

Size of tile	267mm x 333mm
Minimum pitch*	25° (77mm headlap) 22.5° (92mm headlap)
Maximum pitch	90°
Minimum headlap	77mm
Maximum gauge	190mm
Tile thickness	16mm (nominal)
Cover width	302mm (nominal)
Hanging length	235mm (nominal)
Covering capacity (net)	17.5 tiles/m ² at 77mm headlap 19 tiles/m ² at 92mm headlap
Weight of tiling (approx.)	48kg/m ² (0.47 kN/m ²) at 77mm headlap 52kg/m ² (0.51 kN/m ²) at 92mm headlap
Battens required (net)	5.3 lin.m/m ² at 77mm headlap 5.8 lin.m/m ² at 92mm headlap
Batten size recommended	38mm x 25mm for rafters/supports not exceeding 450mm centres (fixed to BS 5534) 50mm x 25mm for rafters/supports not exceeding 600mm centres (fixed to BS 5534)
Fixings	45mm x 3.35mm slate nails
Fixing clips	Eaves, verge and tile clips
Authority	BS EN 490

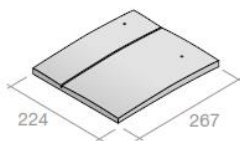
* The minimum recommended pitch and lap may be influenced by special circumstances, please contact the Technical Advisory Service.

SUSTAINABILITY

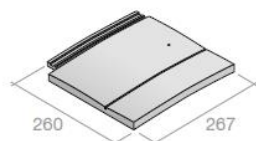
- ✓ A+ rated in the BRE Green Guide (based on generic rating for UK produced concrete interlocking tiles
Element Refs:
812410007, 812410018, 812410049)
- ✓ BES 6001 Responsible Sourcing certified

ASHMORE FITTINGS

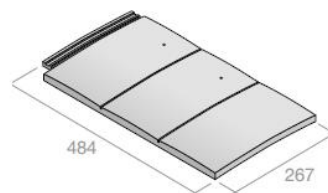
Available in all colours to match main tiles.



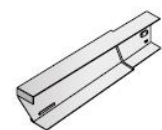
Ashmore three quarter tile (LH)



Ashmore three quarter tile (RH)



Ashmore tile-and-a-half



Ashmore dry verge

Ashmore tiles should be laid broken bond. The required broken bond pattern is created by the introduction of three-quarter width tiles in alternate courses. Tile-and-a-half tiles are available for use at hips and valleys.

Note: All measurements in mm.