

PLANNING DRAWING – PROPOSED SIGNAGE


ITEM 06 (Qty 1) MBG 03B

Digitally printed flex face with 135mm deep frame coated RAL 9002 (gloss)

Featuring:

- Internal GE 6500k LED cool white face illumination to roundels only

Scale 1:50



4120 mm Ground Clearance

Max 250 Candelas per square meter (cd/m²)

ITEM 07 (Qty 1) MBG 22A

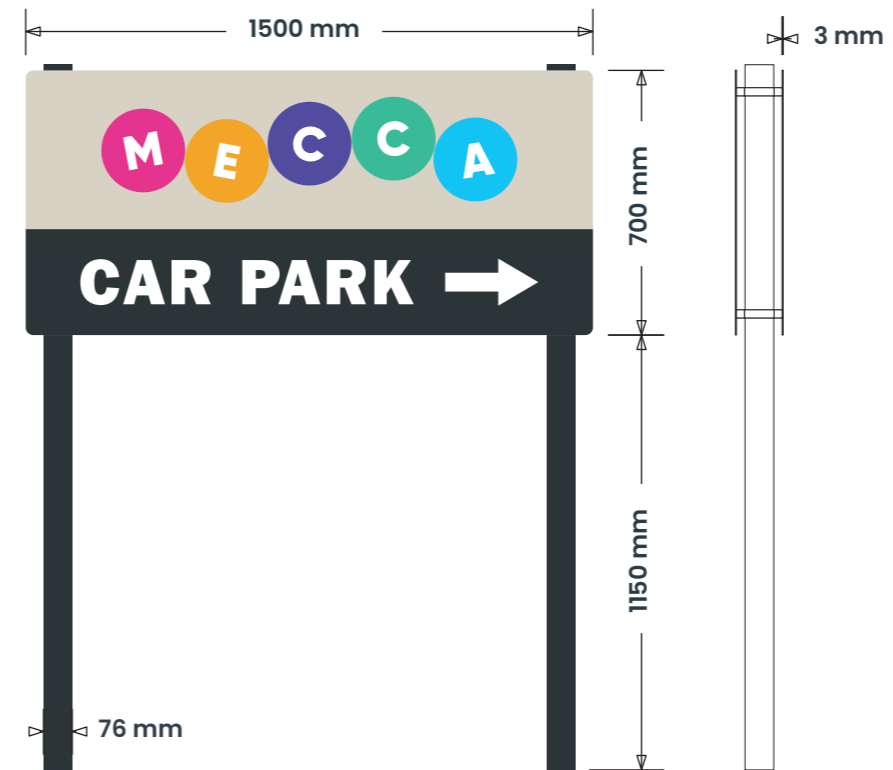
3mm aluminium panels coated RAL 7016 (gloss)

Featuring:

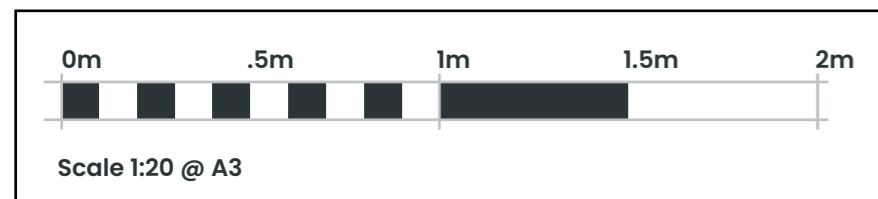
- Face applied digitally printed vinyl c/w matt laminate
- Signfix channel to rear

- 2no. 76mm posts painted RAL 7016 (gloss)

Scale 1:20



REVERSE



SIGN COLOUR

Pantone 219C
RAL 4010 (gloss)

Pantone 124C
RAL 1017 (gloss)

Pantone Violet C
Lechler R3498
(gloss)

Pantone 3385C
NCS S 1050 B90G
(gloss)

Pantone 298C
NCS S 1050B
(gloss)

RAL 9910 (gloss)

Pantone 7527C
RAL 9002 (gloss)

RAL 7016 (gloss)

BRAND TYPEFACES

Primary : Gilroy Black

Secondary :
ITC Franklin Gothic BT
Heavy



ashleigh[®]

COPYRIGHT:
THE ATTACHED DESIGNS AND ILLUSTRATIONS ARE INTENDED SOLELY FOR
AND SHOULD ONLY BE USED BY THOSE TO WHOM THIS DESIGN SPECIFICATION IS ADDRESSED
THE CONTENTS ARE STRICTLY PRIVATE AND CONFIDENTIAL
ANY FORM OF REPRODUCTION, DISSEMINATION, COPYING, DISCLOSURE, MODIFICATION OR
DISTRIBUTION IS STRICTLY PROHIBITED WITHOUT THE PRIOR WRITTEN CONSENT OF
ASHLEIGH SIGNS LTD (COMPANY NO: 1225086)
REGISTERED ADDRESS:
ASHLEIGH HOUSE, BECKSBIDGE ROAD, NORMANTON INDUSTRIAL ESTATE, NORMANTON, WF6 1TE

**MECCA BINGO
HAMILTON
17 DOUGLAS PARK LANE
HAMILTON
ML3 0DF**

**182034 (REV C)
13/12/23 – SRL
Page 3 of 18**