

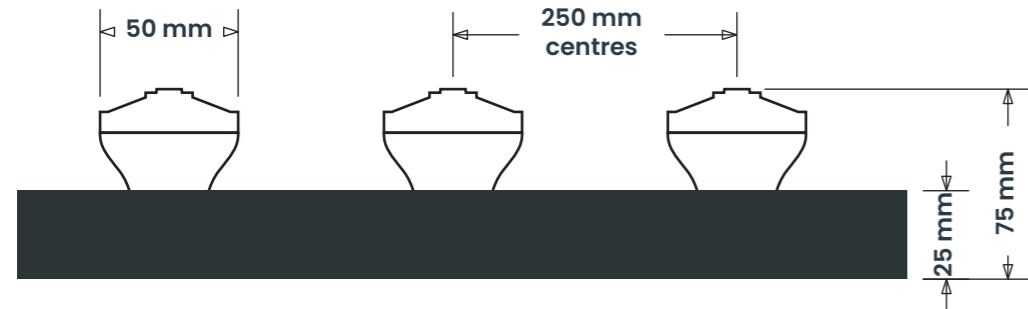
**PLANNING DRAWING – PROPOSED SIGNAGE**

ITEM 16A (Qty as shown) MBG 12

Lighting to entrance canopy

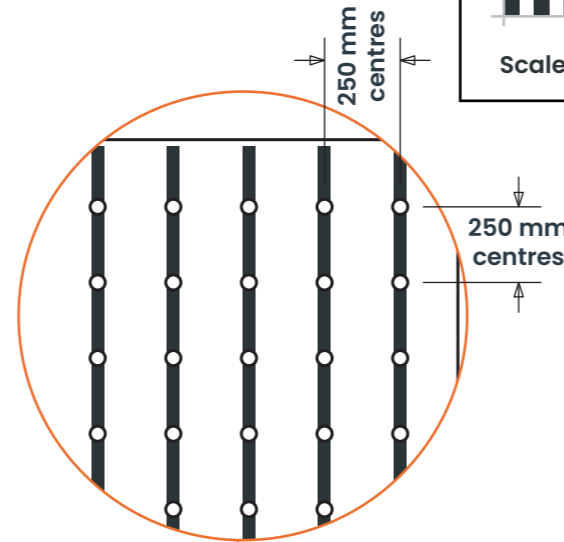
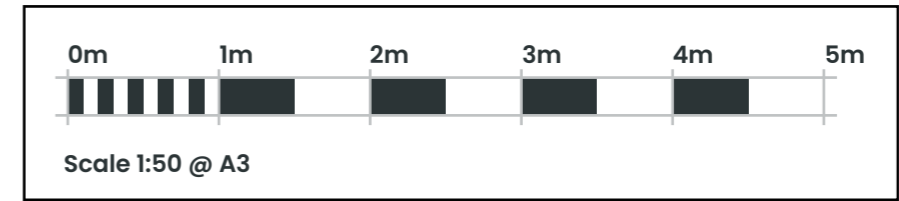
**Featuring:**

- E14 bulbs with Cabochon holder fixed to a foamex track system finished RAL 7016 (gloss)

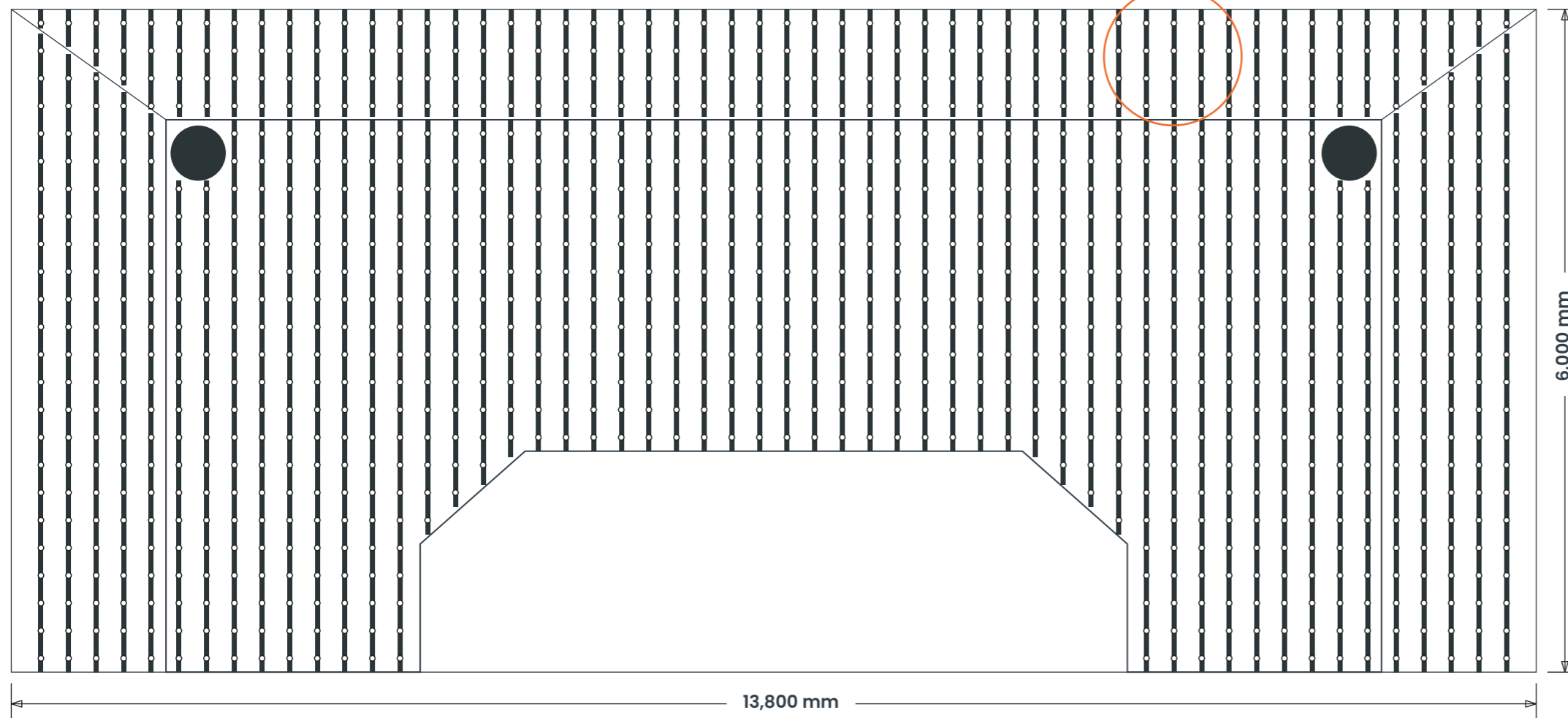


5185 mm Ground Clearance

Max 250 Candelas per square meter (cd/m<sup>2</sup>)



**BULB LAYOUT – Scale 1:50**



**SIGN COLOUR**

Pantone 219C  
RAL 4010 (gloss)

Pantone 124C  
RAL 1017 (gloss)

Pantone Violet C  
Lechler R3498  
(gloss)

Pantone 3385C  
NCS S 1050 B90G  
(gloss)

Pantone 298C  
NCS S 1050B  
(gloss)

RAL 9910 (gloss)

Pantone 7527C  
RAL 9002 (gloss)

RAL 7016 (gloss)

**BRAND TYPEFACES**

Primary : Gilroy Black

Secondary :  
ITC Franklin Gothic BT  
Heavy



**ashleigh®**

COPYRIGHT:  
THE ATTACHED DESIGNS AND ILLUSTRATIONS ARE INTENDED SOLELY FOR  
AND SHOULD ONLY BE USED BY THOSE TO WHOM THIS DESIGN SPECIFICATION IS ADDRESSED.  
THE CONTENTS ARE STRICTLY PRIVATE AND CONFIDENTIAL.  
ANY FORM OF REPRODUCTION, DISSEMINATION, COPYING, DISCLOSURE, MODIFICATION OR  
DISTRIBUTION IS STRICTLY PROHIBITED WITHOUT THE PRIOR WRITTEN CONSENT OF  
ASHLEIGH SIGNS LTD (COMPANY NO: 1325086)  
REGISTERED ADDRESS:  
ASHLEIGH HOUSE, BECKSBIDGE ROAD, NORMANTON INDUSTRIAL ESTATE, NORMANTON, WF6 1TE

**MECCA BINGO  
HAMILTON  
17 DOUGLAS PARK LANE  
HAMILTON  
ML3 0DF**

**182034 (REV C)  
13/12/23 – SRL  
Page 6 of 18**