

**PLANNING DRAWING – PROPOSED SIGNAGE**

**ITEMS 03A & 03B (Qty 2) MBG 03B**

Digitally printed flex face (blockout) with 135mm deep frame coated RAL 9002 (gloss)

**Featuring:**

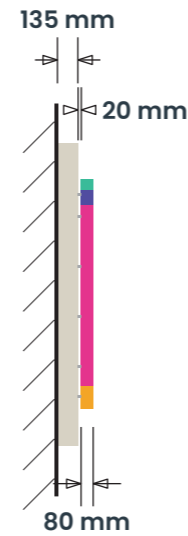
- Built up rim/return aluminium roundels with 80mm returns
- 5mm opal acrylic faces c/w face applied digitally printed vinyl
- Clear PVC backs c/w 20mm stand offs
- Internal top hats for fixing roundels
- Internal GE 6500k LED cool white face & halo illumination

Scale 1:50



4600 mm Ground Clearance

Max 250 Candelas per square meter (cd/m<sup>2</sup>)



**ITEM 04 (Qty 1) MBG 09E**

Flex face roundel

**Featuring:**


- 135mm deep frame coated RAL 4010 (gloss)
- Digitally printed flex face skin
- Internal GE 6500k cool white LED full face illumination

Scale 1:50



4160 mm Ground Clearance

Max 250 Candelas per square meter (cd/m<sup>2</sup>)



**SIGN COLOUR**

Pantone 219C  
RAL 4010 (gloss)

Pantone 124C  
RAL 1017 (gloss)

Pantone Violet C  
Lechler R3498  
(gloss)

Pantone 3385C  
NCS S 1050 B90G  
(gloss)

Pantone 298C  
NCS S 1050B  
(gloss)

RAL 9910 (gloss)

Pantone 7527C  
RAL 9002 (gloss)

RAL 7016 (gloss)

**BRAND TYPEFACES**

Primary : Gilroy Black

Secondary :  
ITC Franklin Gothic BT  
Heavy

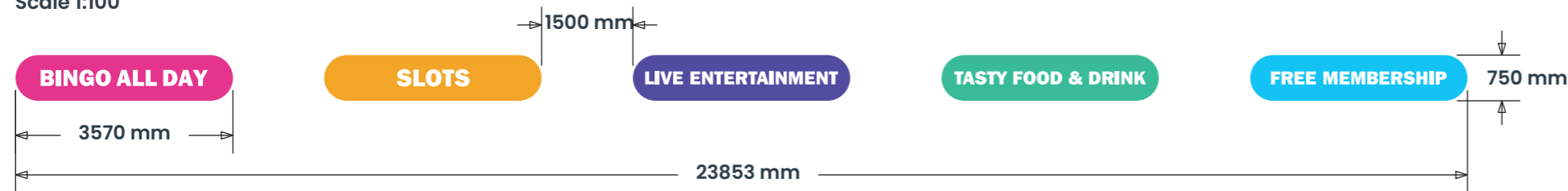
**ITEM 05 (Qty 1 set) MBG 10D**

2mm formed aluminium panels with 80mm returns coated various brand colours

**Featuring:**

- Fret cut 3mm opal acrylic backed text
- Internal GE 6500k LED cool white face illumination

Scale 1:100



5075 mm Ground Clearance

Max 250 Candelas per square meter (cd/m<sup>2</sup>)



Scale 1:50 @ A3



Scale 1:100 @ A3



**ashleigh®**

COPYRIGHT:  
THE ATTACHED DESIGNS AND ILLUSTRATIONS ARE INTENDED SOLELY FOR  
AND SHOULD ONLY BE USED BY THOSE TO WHOM THIS DESIGN SPECIFICATION IS ADDRESSED.  
THE CONTENTS ARE STRICTLY PRIVATE AND CONFIDENTIAL.  
ANY FORM OF REPRODUCTION, DISSEMINATION, COPYING, DISCLOSURE, MODIFICATION OR  
DISTRIBUTION IS STRICTLY PROHIBITED WITHOUT THE PRIOR WRITTEN CONSENT OF  
ASHLEIGH SIGNS LTD (COMPANY NO: 1325086)  
REGISTERED ADDRESS:  
ASHLEIGH HOUSE, BECKSBIDGE ROAD, NORMANTON INDUSTRIAL ESTATE, NORMANTON, WF6 1TE

**MECCA BINGO  
HAMILTON**  
17 DOUGLAS PARK LANE  
HAMILTON  
ML3 0DF

**182034 (REV C)**  
13/12/23 – SRL  
Page 2 of 18