




























**LEGEND**

-  **Site Boundary**  
Application boundary line.
-  **Concrete Slab paving**  
Slab paving
-  **Reclaimed Granite Setts**  
Reclaimed stone setts with porous joints.
-  **Block Paving**  
Flexibly laid block paving to New Henry Street.
-  **Concrete Textured Setts**  
Marshalls conservation setts or similar.
-  **Timber Planks**  
Timber planks or recycled railway sleepers to central street stepping stones.
-  **Coloured Asphalt**  
To road crossings and junctions.
-  **Pre-cast Concrete Steps**  
To courtyard and cycle path seating steps. Runnel included in the latter.
-  **Tactile Paving**  
To pedestrian road crossings.
-  **Asphalt Finish**  
Asphalt finish to match existing cycle path.
-  **Charcon Eco Kerb**  
To loading and parking bays.
-  **Metal Edge**  
Metal edging Kinley AluExocel or similar To New Henry Street.
-  **Existing stone wall**  
With black metal railings attached to top of wall.
-  **Timber Bench**  
Timber topped bench to New Henry Street public realm.
-  **Timber Picnic Bench**  
Timber picnic bench with seating to New Henry Street.
-  **Sheffield Cycle Hoops**  
Black metal cycle hoops.
-  **Timber Topped Seating Cubes**  
To New Henry Street.
-  **Table Tennis**  
Fixed table tennis table to New Henry Street.
-  **Timber Sun Lounger**  
To student courtyard.
-  **Timber Bench to Planter Edge**  
Fixed timber seating to raised planter edge to student courtyard.
-  **Metal Slide**  
Bespoke metal slide to student courtyard.
-  **Metal Handrail**  
Metal handrail to match architectural metal works.
-  **Raised Planter**  
Metal raised planter system Raaf or similar to student courtyard.
-  **Public Art**  
Space for public art.
-  **Timber Topped Seating Steps**  
To courtyard.
-  **Retractable bollard**
-  **Flexible bistro tables and chairs**  
Colour will be chosen to complement architecture

**NOTES**

- A. To be read in conjunction with all other landscape drawings and documents.
- B. All sub-base and build up to Engineer's detail and specification.
- C. All drainage to Engineer's detail and specification.
- D. For all external lighting design, detail and specification please refer to Electrical Engineer's drawings and documentation.

Do not scale drawings. All dimensions to be checked on site.  
Errors to be reported immediately to landscape architect.  
To be read in conjunction with all relevant architects, Services and engineers drawings.

**Revision Tracker**

01 - For information
02 - For information
03 - For planning
04 - For planning

**Status**

S2	17.03.2023
S2	20.03.2023
S2	30.03.2023
S2	16.11.2023

**Churchman Thornhill Finch**

London  
3rd Floor, 14 Bowden Street,  
Kennington, London SE11 4DS  
+44(0)20 3727 6780

Bristol  
Harbourside House,  
4-5 The Grove, BS1 4QZ  
+44(0)20 3727 6788

mail@churchmanthornhillfinch.co.uk

Date 30.03.2023  
Scale 1:250/A1  
Drawn GG/CW/DF

Location Bristol  
Client Dominus

**New Henry Street  
Ground Level Hardworks Plan**

651-CTF-XX-00-DR-L-4000



Status **S2**  
Revision **004**