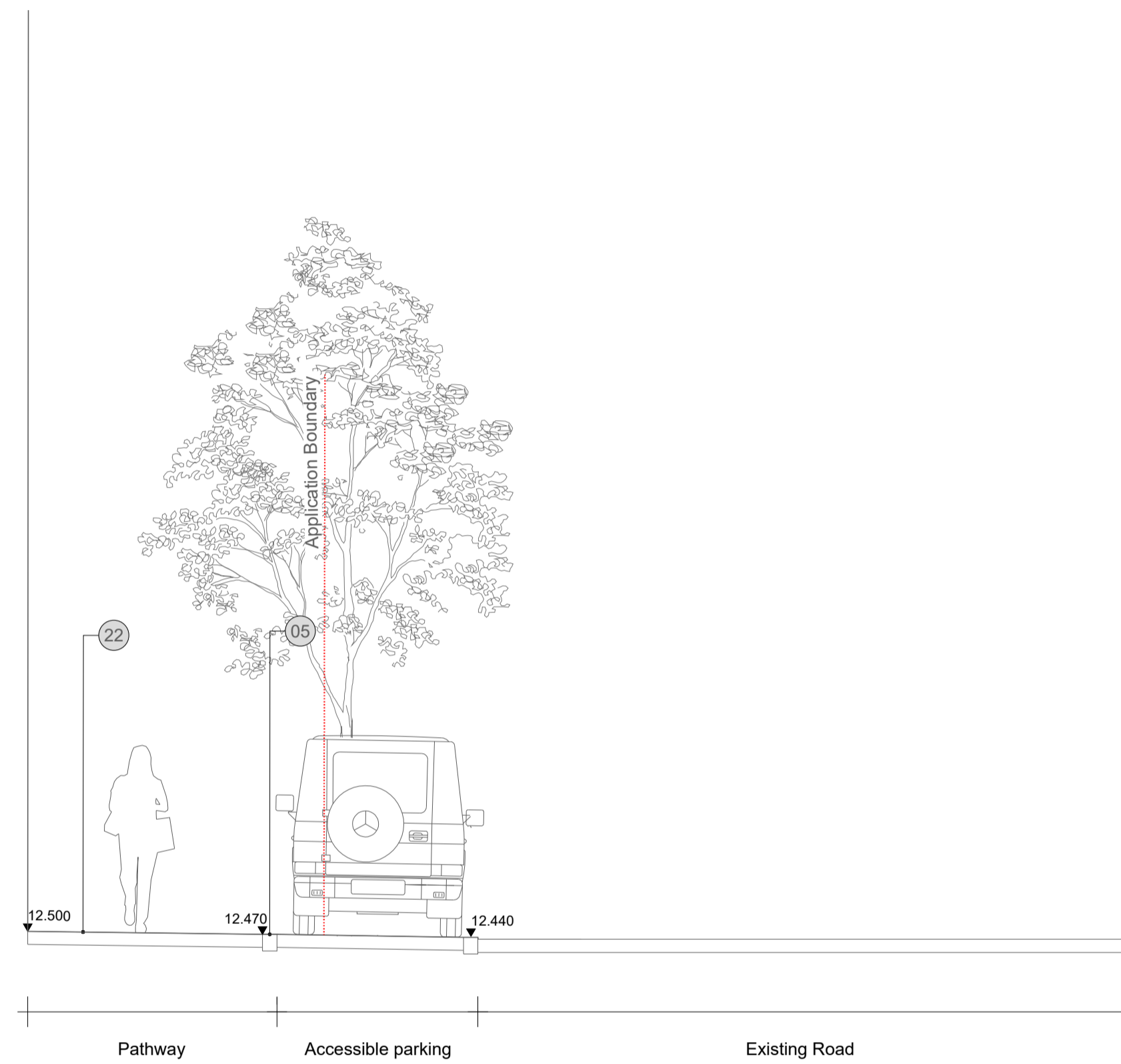
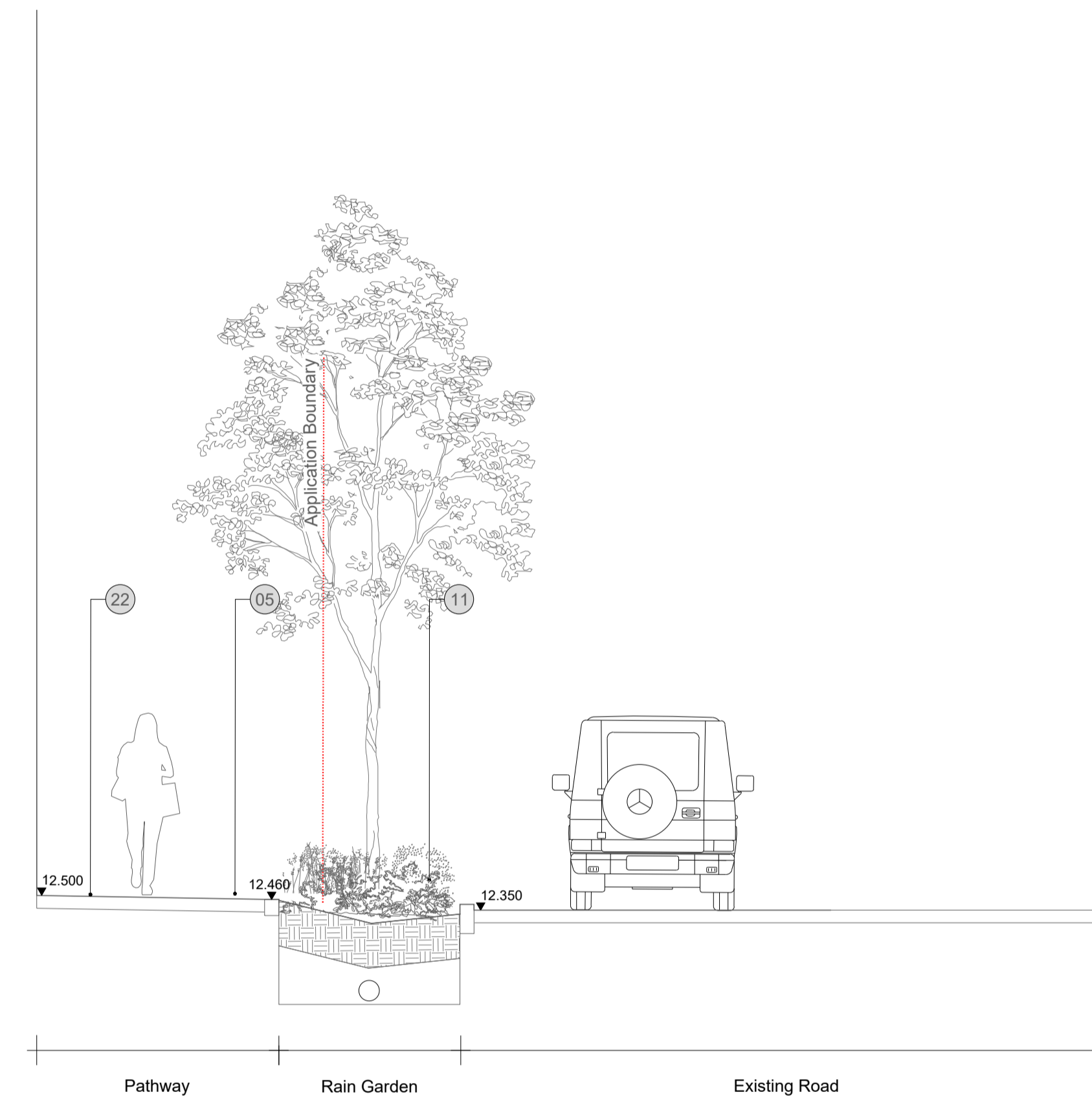


SECTION KEY

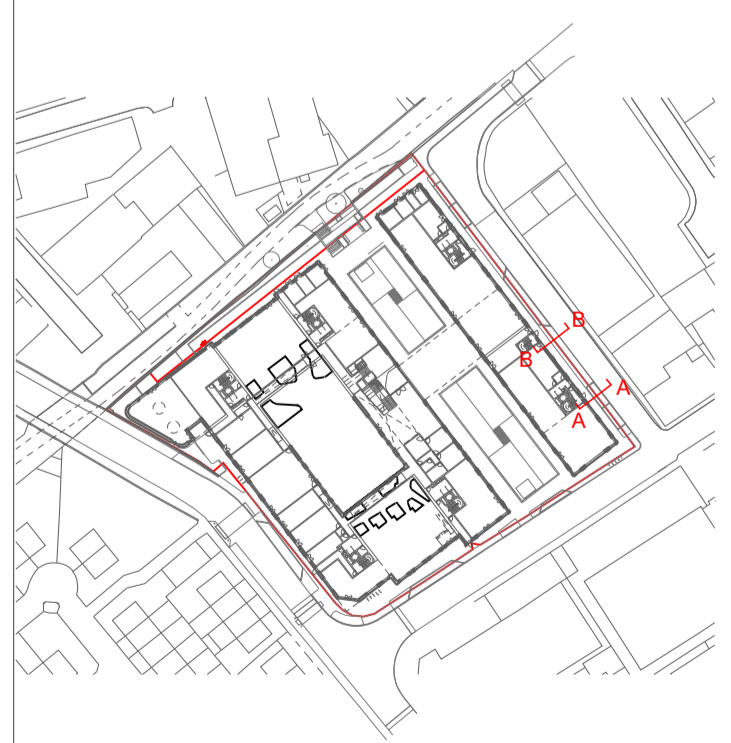
1. Proposed block paving
2. Granite setts
3. Timber planks
4. Concrete steps
5. Kerb laid flush
6. Timber seating
7. Timber table and seating
8. Timber lounge chairs built into planter
9. Cycle stand
10. Shady scent planting
11. Rain garden
12. Sunny scent planting
13. Existing stone wall capped at grade, topped with black metal railings
14. Table tennis
15. Public art space
16. Timber top steps
17. Raised metal planter
18. Timber bench to planter edge
19. Metal edging
20. Metal railing
21. Asphalt finish
22. Concrete slab paving
23. Flowering lawn mix
24. Tactile Paving



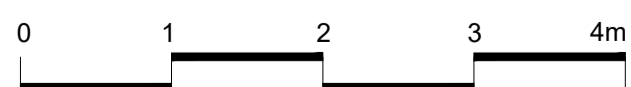
Section A: Alfred Street Accessible Parking



Section B: Alfred Street Rain Garden



Do not scale drawings. All dimensions to be checked on site.
 Errors to be reported immediately to landscape architect.
 To be read in conjunction with all relevant architects, Services and engineers drawings.



Revision Tracker	
01 - For information	
02 - For planning	
03 - For planning	

Status	
S2	24.03.2023
S2	30.03.2023
S2	16.11.2023

Churchman Thornhill Finch

London
 3rd Floor, 14 Bowden Street,
 Kennington, London SE11 4DS
 +44(0)20 3727 6780

Date	30.03.2023
Scale	1:50/A1
Drawn	LW/DF
Location	Bristol
Client	Dominus

**New Henry Street
 Landscape Section 04**

