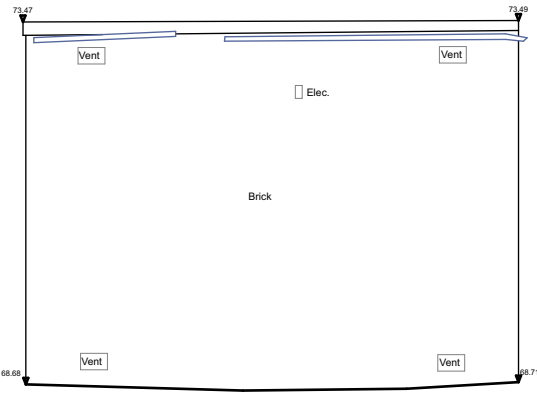
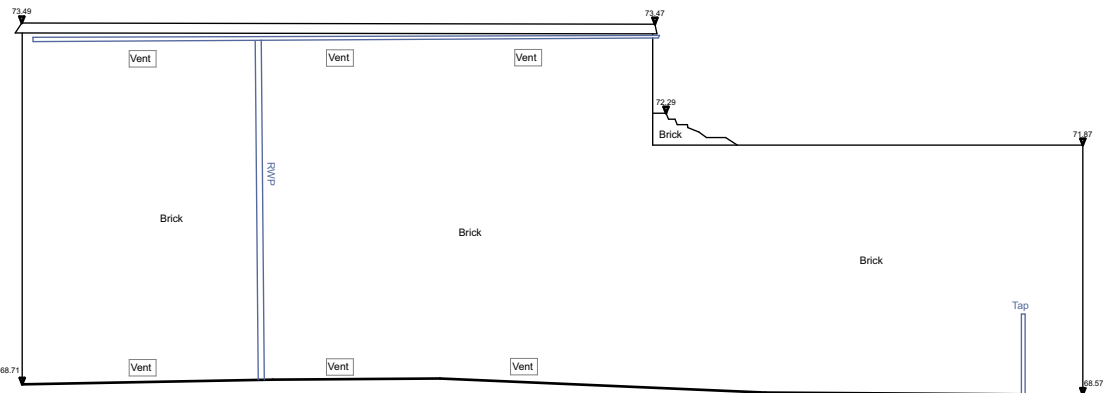


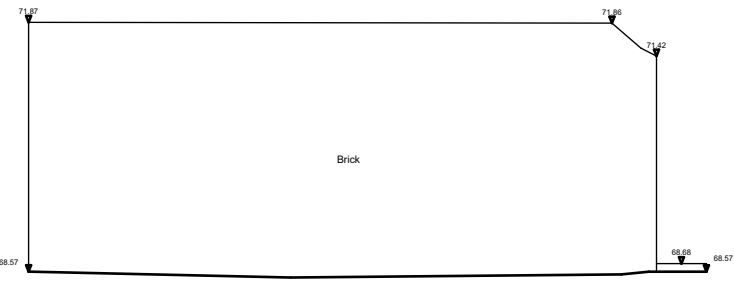
Elevation 1



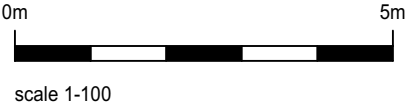
Elevation 2



Elevation 3



Elevation 5



Notes

no date revision



**PLANNING & ARCHITECTURAL  
CONSULTANCY**

Chetwood House • Chilton • HP18 9LS  
01844 267990 • admin@jcemmett.co.uk

THIS DRAWING REMAINS THE SOLE COPYRIGHT OF  
JEFFREY CHARLES EMMETT ASSOC. R.I.C.S

All dimensional discrepancies to be referred to  
JCE Planning & Architectural Consultancy

Full Planning Application

project Wood Farm, Menmarsh Road, Worminghall, HP18 9UP	
title Existing Elevations	
drawn AK	Project number 1357
date 05/12/2023	Drawing no 1357_PL-07
scale 1:100 @ A3	