Revisions

PART FLOOR PLANS AS PROPOSED

Scale

0 1 2 3 4 5

1:100 approx

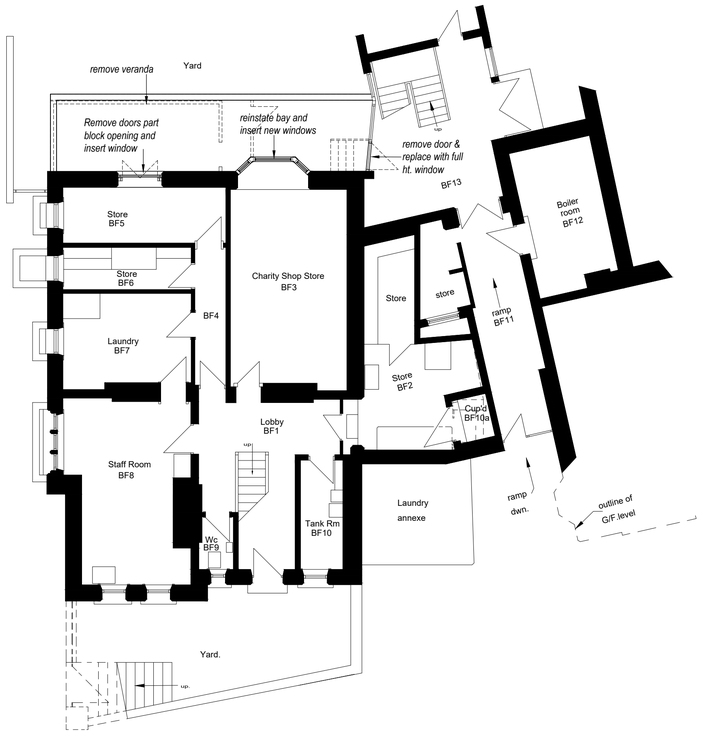

BASEMENT FLOOR PLAN AS PROPOSED
MAIN ADMINISTRATION BLOCK
(for room location ref purposes only)

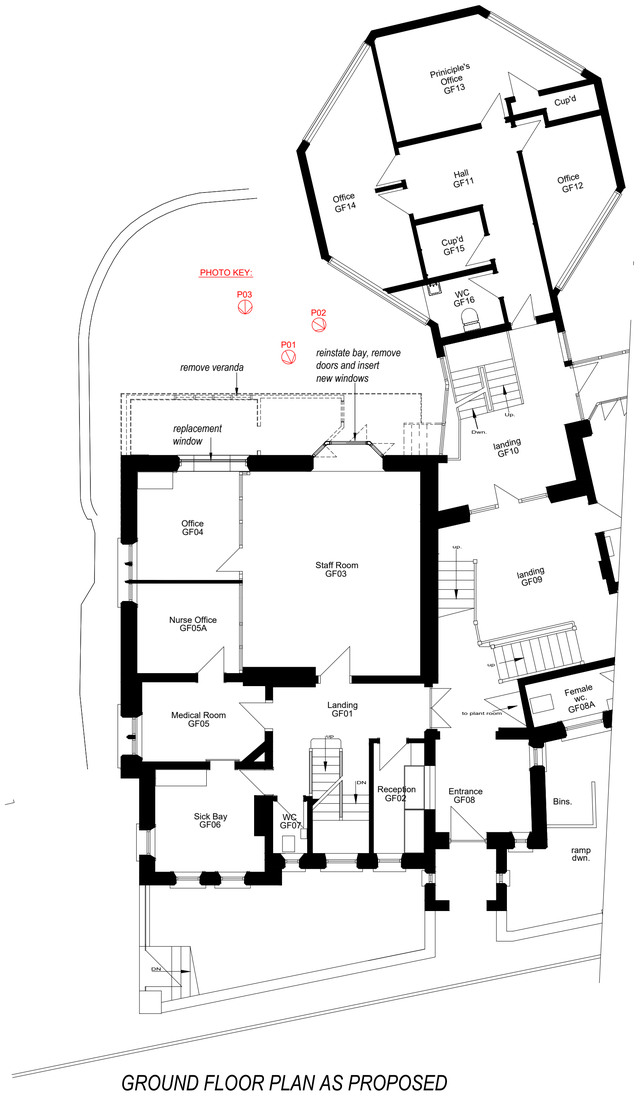

GROUND FLOOR PLAN AS PROPOSED
MAIN ADMINISTRATION BLOCK
(for room location ref purposes only)

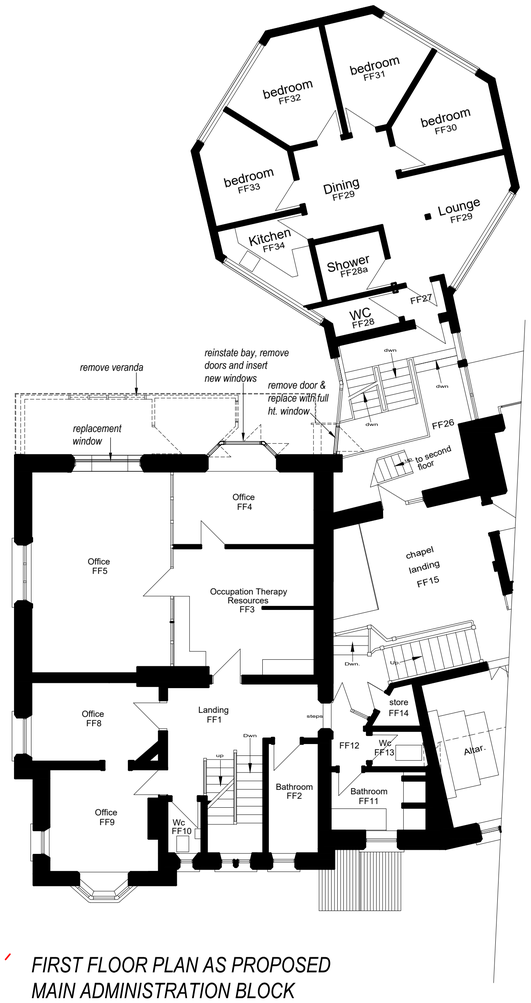

FIRST FLOOR PLAN AS PROPOSED
MAIN ADMINISTRATION BLOCK
(for room location ref purposes only)

SECOND FLOOR PLAN AS PROPOSED MAIN ADMINISTRATION BLOCK (for room location ref purposes only)

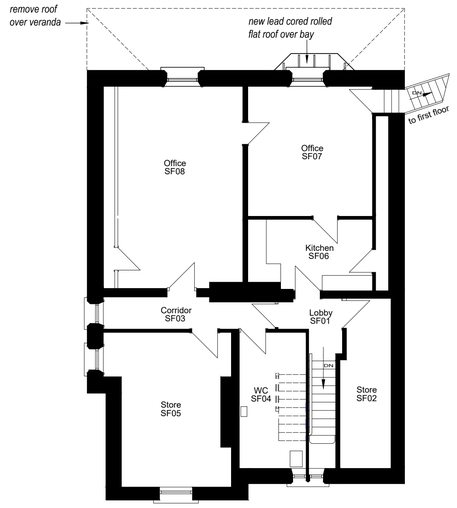

Notes

1. The Contractor shall be responsible for verifying all dimensions and levels on site before commencing work.

2. Do not scale the drawing.

3. Any discrepancies are to be reported to Building Design Services before proceeding with the work.

4. All new floor levels shall match existing floor levels unless otherwise stated.

5. Before commencement of internal demolition's the contractor shall check that the walls are non load bearing and if in doubt shall contact Building Design Services.

6. Existing Drain Runs are based on part survey and part record drawings. The contractor shall check all existing levels and runs before commencement and report any variations from the drawing to Building Design Services immediately.

7. All specialist details are to be checked and approved by the Local Authority Building Control officer prior to commencement of such works.

8. All excavations are to be checked and approved by the Local Authority Building Control officer / and or the project structural engineer before proceeding with the placement of concrete.

9. All works are to comply with the current building regulations, codes of practices, British standards, CDM regulations and the Party wall act.

10. The copyright of the drawing remains with Building Design Services. No reproduction of information (in part or in whole) without prior permission from Building Design Services is permitted.

BDS Architecture

BUILDING DESIGN SERVICES
Architectural Consultancy

Building Design Services
The Design Office
4 Lower Hyde Road
Shanklin
Isle of Wight
PO37 7LJ

Tel: 01983 864699
E-mail: enquiries@bds.uk.com

Client
St Catherine's School

Project
Removal of ornate railings and veranda structure and reinstatement of South elevation to main administration block at :- St Catherine's School. Grove Road, Ventnor IW

Drawing Title
Part floor plans as Proposed

Scale	Date	Drawn
1:100 @ A1	Dec 2023	pdm

Drawing No.	Revisions
BDS.273D/ 300	

CAD ref.

© Building Design Services

PROPOSED