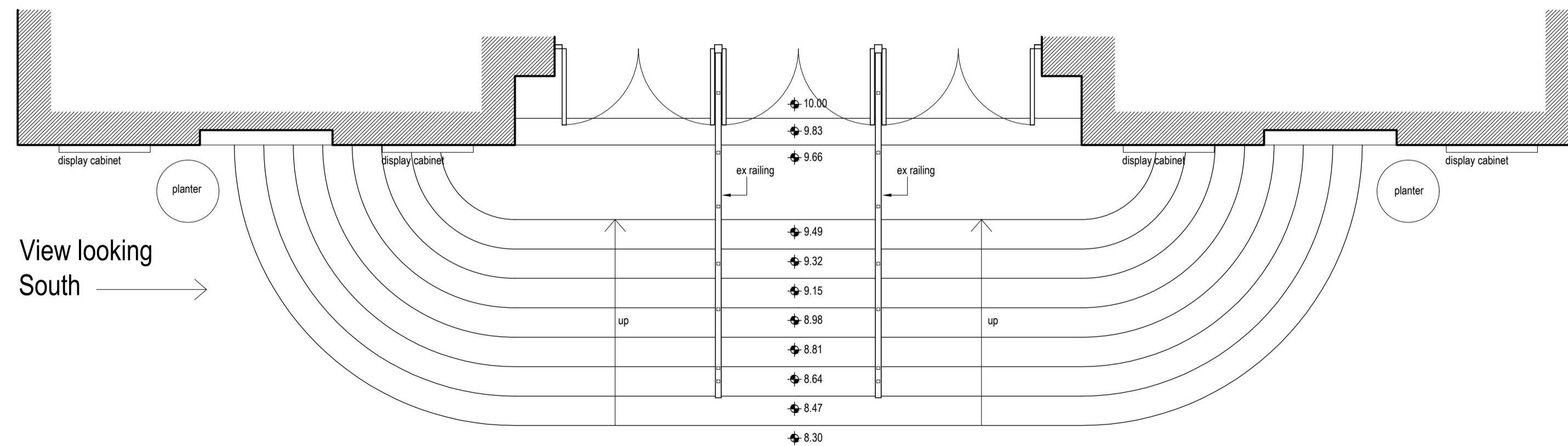



SECTION THROUGH EXISTING RAILINGS 1:20

View looking South

Scale (m)



FRONT ENTRANCE AREA AS EXISTING 1:50

Nb: All levels shown are approx

Scale



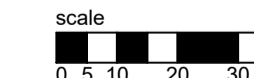
Photo of Front Elevation



Photo of Front Railings



SITE LOCATION PLAN 1:1250



- Notes
1. The Contractor shall be responsible for verifying all dimensions and levels on site before commencing work.
  2. Do not scale the drawing.
  3. Any discrepancies are to be reported to Building Design Services before proceeding with the work.
  4. All new floor levels shall match existing floor levels unless otherwise stated.
  5. Before commencement of internal demolition's the contractor shall check that the walls are non load bearing and if in doubt shall contact Building Design Services.
  6. Existing Drain Runs are based on part survey and part record drawings. The contractor shall check all existing levels and runs before commencement and report any variations from the drawing to Building Design Services immediately.
  7. All specialist details are to be checked and approved by the Local Authority Building Control officer prior to commencement of such works.
  8. All excavations are to be checked and approved by the Local Authority Building Control officer / and or the project structural engineer before proceeding with the placement of concrete.
  9. All works are to comply with the current building regulations, codes of practices, British standards, CDM regulations and the Party wall act.
  10. The copyright of the drawing remains with Building Design Services. No reproduction of information (in part or in whole) without prior permission from Building Design Services is permitted.

Revisions

**BDS** BUILDING DESIGN SERVICES  
 Architecture Architectural Consultancy

Building Design Services  
 The Design Office  
 4 Lower Hyde Road  
 Shanklin  
 Isle of Wight  
 PO37 7LJ  
 Tel: 01983 864699  
 E-mail: enquiries@bds.uk.com

Client  
**Shanklin Theatre Trust**  
 Project

Additional railings to front entrance steps of  
 Shanklin Theatre, Steephill Road, Shanklin, Isle  
 of Wight PO37 6AJ

Drawing Title  
**Part Plan, detail, photos and site location  
 plan as Existing**

Scale Date Drawn  
 1:20/1:50/ 1:1250 @ A1 Oct 2023 pdm

Drawing No. Revisions  
 BDS.351 / 100

**EXISTING**