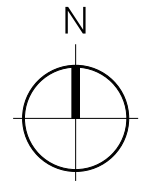
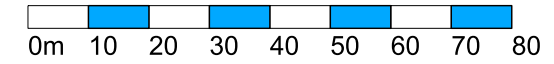


THIS DRAWING IS PROTECTED BY COPYRIGHT AND MUST NOT BE COPIED OR REPRODUCED WITHOUT THE WRITTEN CONSENT OF R G PARTNERSHIP LIMITED. NO DIMENSIONS ARE TO BE SCALED FROM THIS DRAWING. ALL DIMENSIONS AND SIZES TO BE CHECKED ON SITE. NORTH POINTS SHOWN ARE INDICATIVE. ©

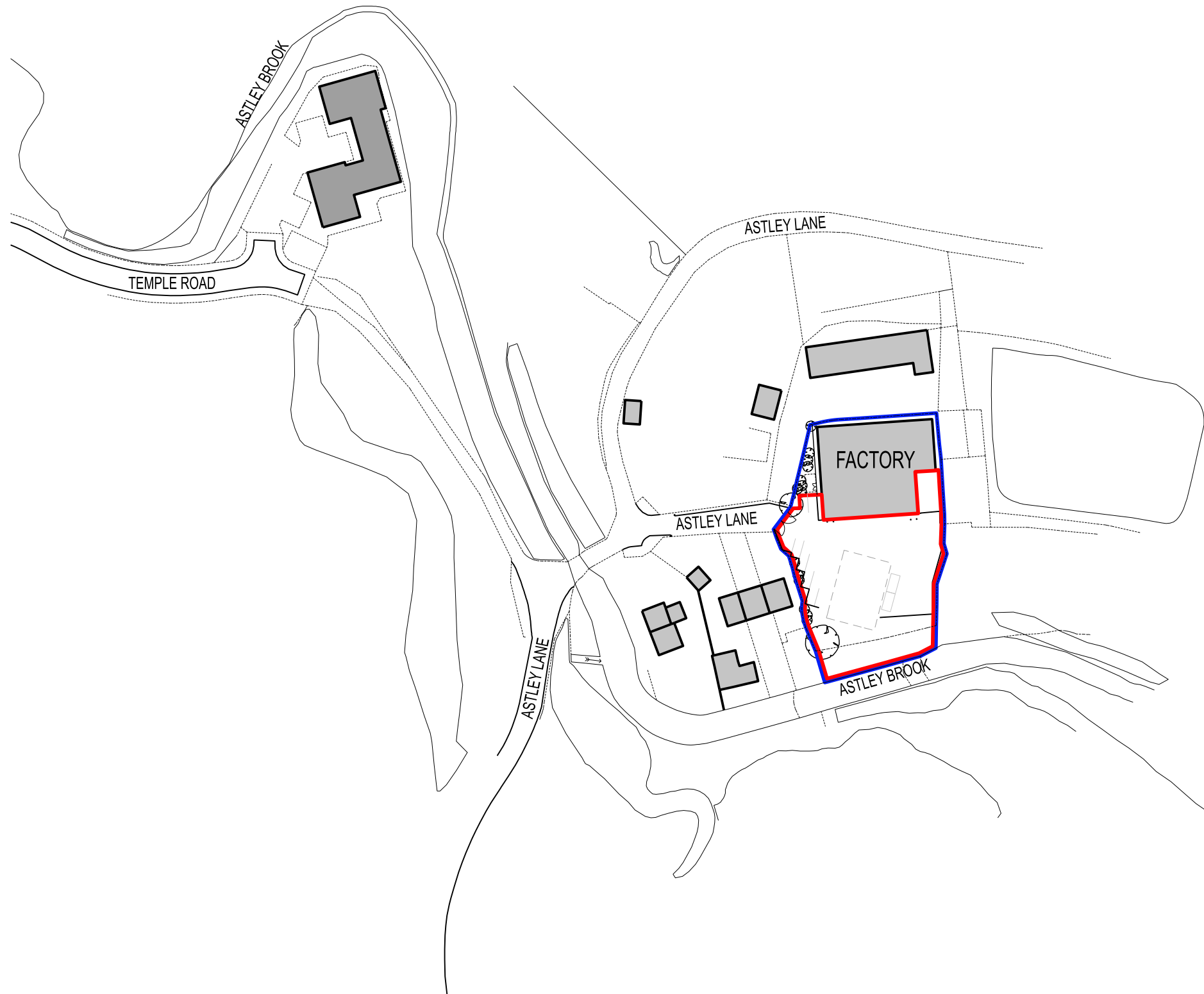
SITE SPECIFIC HAZARDS

IN ACCORDANCE WITH THE REQUIREMENTS OF THE CDM REGULATIONS 2015 THE FOLLOWING SIGNIFICANT RESIDUAL HAZARDS HAVE NOT BEEN DESIGNED OUT OF THIS PROJECT AND MUST BE TAKEN INTO CONSIDERATION BY CONTRACTORS PLANNING TO UNDERTAKE THE WORKS SHOWN ON THIS DRAWING:

SCALE 1:1250



- APPLICATION BOUNDARY (0.14 ha / 0.36 ac)
- OWNERSHIP BOUNDARY (0.24 ha / 0.58 ac)



REV.	DATE	NOTES	INIT.
C	20.04.23	MINOR AMENDMENTS	CMP
B	06.03.23	MINOR AMENDMENTS	CMP
A	27.02.23	MINOR AMENDMENTS	CMP

CLIENT / PROJECT
THE SUPER FLYERS FACTORY LTD
EXTENSION
SHARPLES VALE, BOLTON

DRAWING TITLE
SITE LOCATION PLAN

STATUS
PLANNING

DATE	DRAWN	SCALE @ A3
21.11.22	RG	1:1250

PROJECT NUMBER	UNIT / BLOCK	CI / SFB CODE	TYPE & NUMBER	REVISION LETTER
11385	XX	EXT	L01	C

DRAWING NO.				
11385	XX	EXT	L01	C
Site Location Plans	L	GA Plans	P	Elevations
Sections	S	Details	D	Prefix: Colour

THE RATCLIFFE GROVES PARTNERSHIP
MANCHESTER
 105 MANCHESTER ROAD
 BURY LANCASHIRE BL9 0TD
 T. 0161 797 6000 E. manchester@rgp.uk.com
 www.rgp.uk.com

LONDON
 19 BEDFORD ROW
 LONDON WC1R 4EB
 T. 020 7600 6666 E. london@rgp.uk.com

