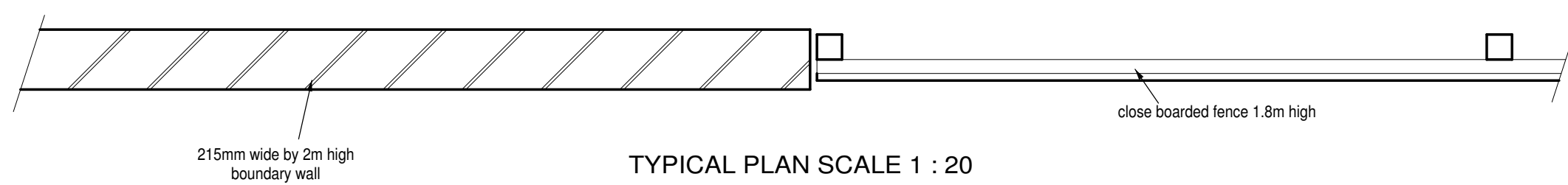
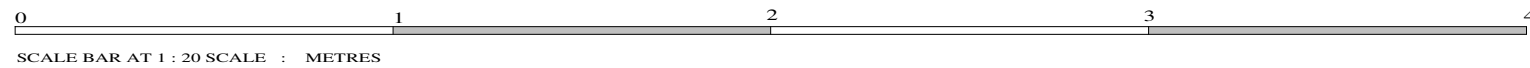


TYPICAL ELEVATION SCALE 1 : 20



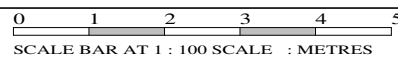
TYPICAL PLAN SCALE 1 : 20



Rev A - 20/12/23

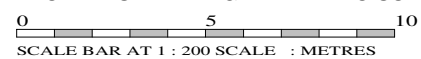
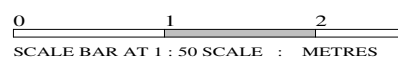
DRAWN BY Kevin Howe E-MAIL kevinhowe@rocketmail.com TEL : 07854 606097 facebook.com/kevinhowedesignservices

DRAWING NO
23/34/11
REV - A



ALL MEASUREMENTS TO BE CHECKED ON SITE
DO NOT SCALE FROM THIS DRAWING - DRAWN TO SCALE @ A3 SIZE

RESIDENTIAL DEVELOPMENT 74 MAIN STREET
NORTH FRODINGHAM YO25 8LJ



NEW BOUNDARY WALL / FENCE - TYPICAL DETAILS

OCTOBER 2023

SCALES - FLOOR PLANS AND SECTIONS 1 : 100 ELEVATIONS 1 : 100 BLOCK PLANS 1 : 200