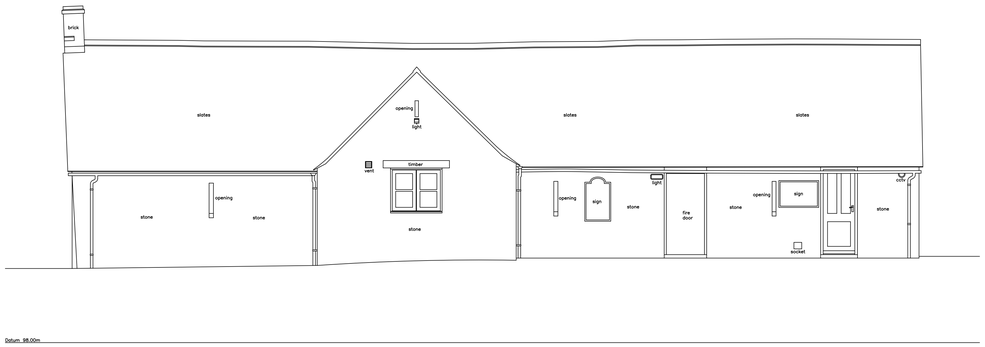

NORTH WEST BARN ELEVATION

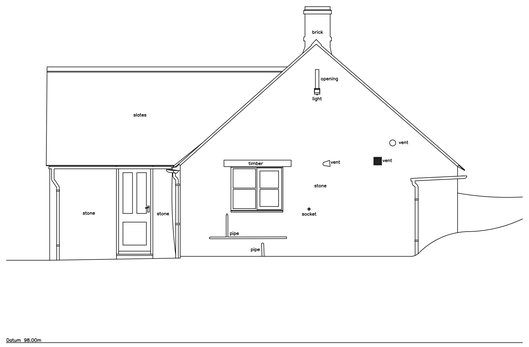

SOUTH WEST BARN ELEVATION

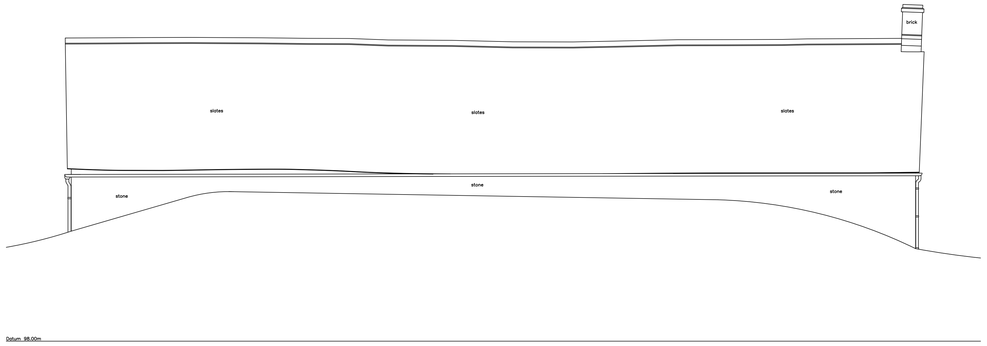

SOUTH EAST BARN ELEVATION

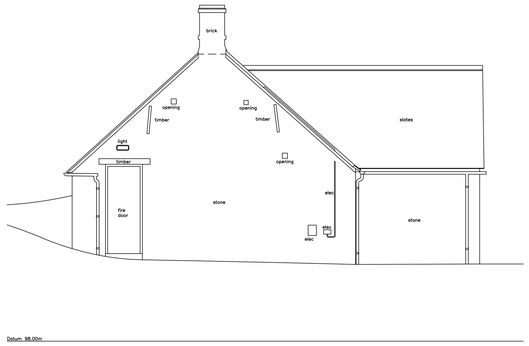

NORTH EAST BARN ELEVATION

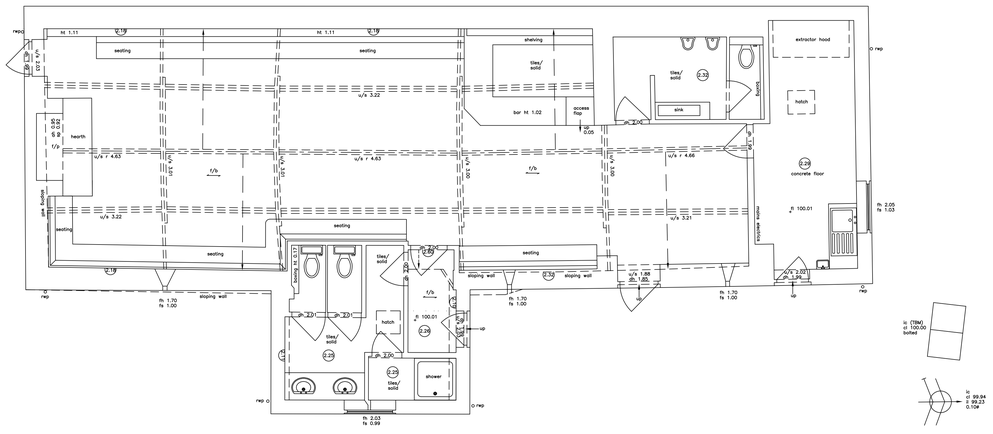

BARN GROUND FLOOR PLAN.

NOTES

GENERAL NOTES :-

ALL LEVELS ARE IN METRES DERIVED FROM GPS TRANSFORMATION.

THIS DRAWING HAS BEEN PRODUCED WITH A PLOT SCALE ACCURACY OF 1:50

BUILDING SURVEY KEY :-

2.3 – room height	hwt – hot water tank
	ic – inspection cover
	il – invert level
f/b – floor boards	ic – inspection cover
	OSBM – ordnance survey bench mark
# – pipe diameter	q/tiles – quarry tiles
s/b – on brick	rl – roof light
ab – alarm box	rwp – rain water pipe
ah – arch head height	sfc – soil filled chamber
bd – back drop	sh – floor to sill height
c/s – cast iron	sp – sink hanging point height
conc – concrete	sp – soil pipe
cr – cable riser	susc c – suspended ceiling
d/s – drop down	t/c – tile creasing
dh – door height	t.rol – heated towel roll
dp – depth	TBM – temporary bench mark
e/mtr – electricity metre	top – top of step
ev – electric vehicle	toc – top of cap
f/p – fire plate	top – top of pipe
fh – floor to head height	tot – top of tank
fl – floor level	u/s – underside height
fs – floor to sill height	u/s – underside of sill
g/mtr – gas metre	vp – vent pipe
gr – gas riser	wf – water fountain
hd – hand dryer	wsc – water closed chamber
htr – heater	wp – waste pipe

SERVICES KEY :-

	strip light		alarm keypad
	light		intercom
	wall light	ACP	alarm control panel
EXL	emergency light	SPK	speaker
	spot light	PROJ	projector
	pull cord	CCTV	closed circuit tv
V	vent/extractor		sensor
	switch		network point
SW		NC	
LS	light switch	TV	coaxial aerial
LS		TV	
FS	fused switch		smoke detector
IS	isolator switch		heat detector
CO			
C	cooker switch		fire alarm siren
F	fuse	FA	fire break glass
F		BG	
BS	blank socket		fire sprinkler
S	single socket		fire blanket
D	double socket		water fire extinguisher
	ceiling socket/fuse/switch		co2 fire extinguisher
	thermostat		powder fire extinguisher
	card access point (swipe card)		fire extinguisher
CA	emergency door release	FAP	fire alarm control panel
DR			

NORTH POINT :-

SHEET LAYOUT :-

0 0.5 1 2 3 4 5

MIDLAND SURVEY LTD

HEAD OFFICE
Cromwell House, Westfield Road, Southam, Warwickshire, CV47 0JH.
Tel: 01926 812811 Fax: 01926 812812
E-Mail: mail@midlandsurvey.co.uk
www.midlandsurvey.co.uk

Client	THE BATHURST ESTATE
Project	THE TUNNEL HOUSE INN, COATES, GL7 6PW
Title	BARN FLOOR PLANS AND ELEVATIONS
Date	DECEMBER 2020
Scale	1:50@A0
Dwg No	52338 – 4
Surveyor	M.W
Checked	W.R

Revisions

TOPOGRAPHICAL (LAND) SURVEYORS / UTILITY SURVEYORS
BUILDING MEASUREMENT SURVEYORS / 3D LASER SCANNING

constructionLine
THE SURVEY ASSOCIATION
©Copyright Midland Survey Ltd : Reproduction of this information is prohibited without written authorisation from Midland Survey Ltd.