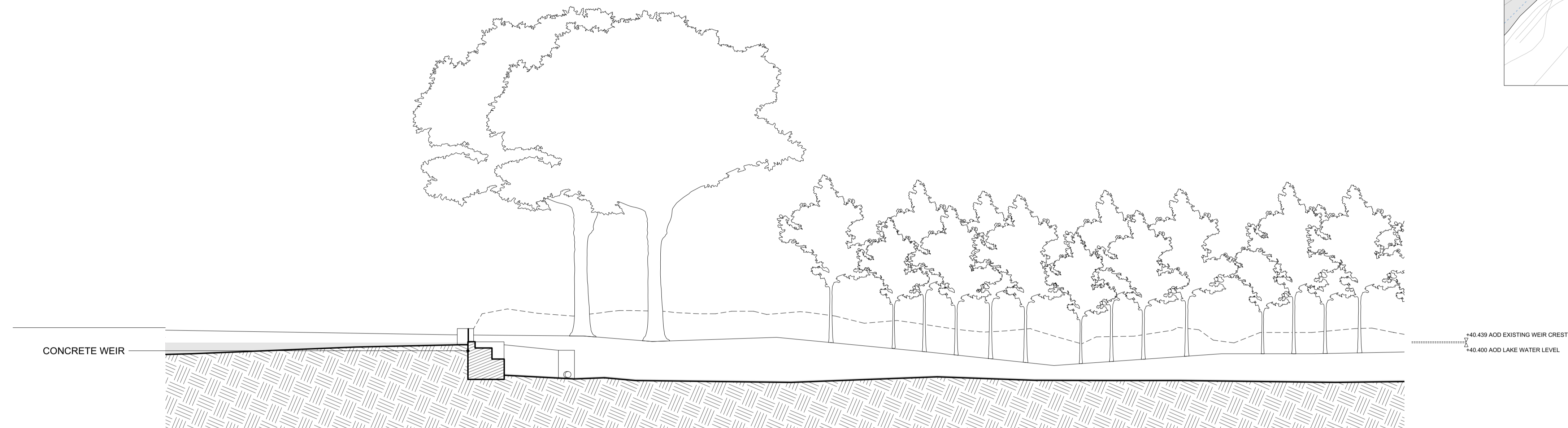
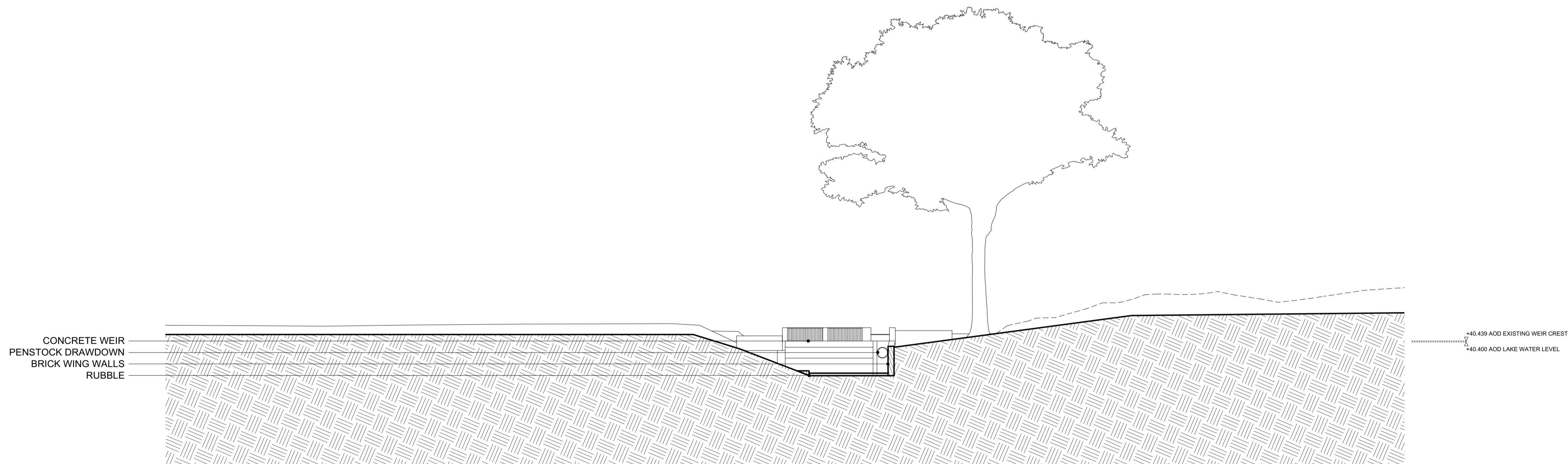




KEY:  
 EXISTING FABRIC (SECTION)  
 EXISTING FABRIC



01 EXISTING SECTION AA  
 1:100 (A1) / 1:200 (A3)



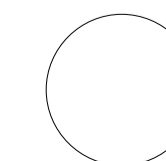
02 EXISTING SECTION BB  
 1:100 (A1) / 1:200 (A3)

0m 4m

Do not scale off this drawing. This drawing is to be read with all other contract documents. Any discrepancies are to be reported to the Architect. At construction status, this drawing remains design intent only. All information to be checked by contractor for site accuracy and fit. Drawings are subject to statutory approvals and site surveys.

NOTES:

- 12.12.23 Issued for Planning

Takero Shimazaki Architects  
 6a Peacock Yard, Iliffe Street  
 London SE17 3LH  
 t 020 7928 9171  
 mail@t-sa.co.uk  
 www.t-sa.co.uk

SOUTH ORMSBY LAKE AND WEIR

JOB NO. 441.27

DRAWING NAME EXISTING SECTIONS

DRAWING STATUS PLANNING

DATE	SCALE	DRAWN	CHECKED	NUMBER	REV.
12.12.23	1:100 (A1) / 1:200 (A3)	JM	JF	441.27_0400	-