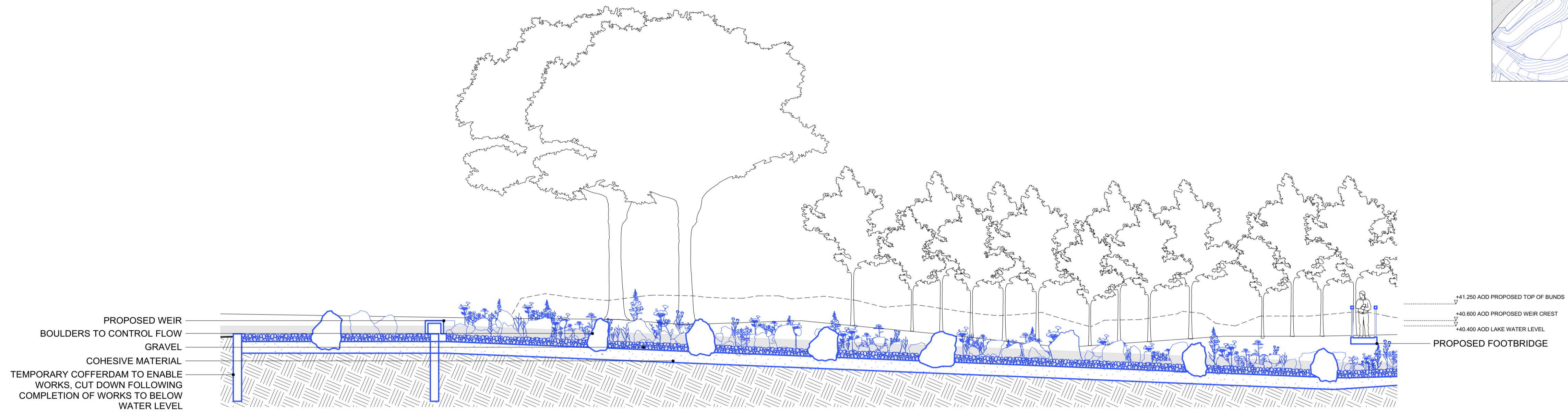
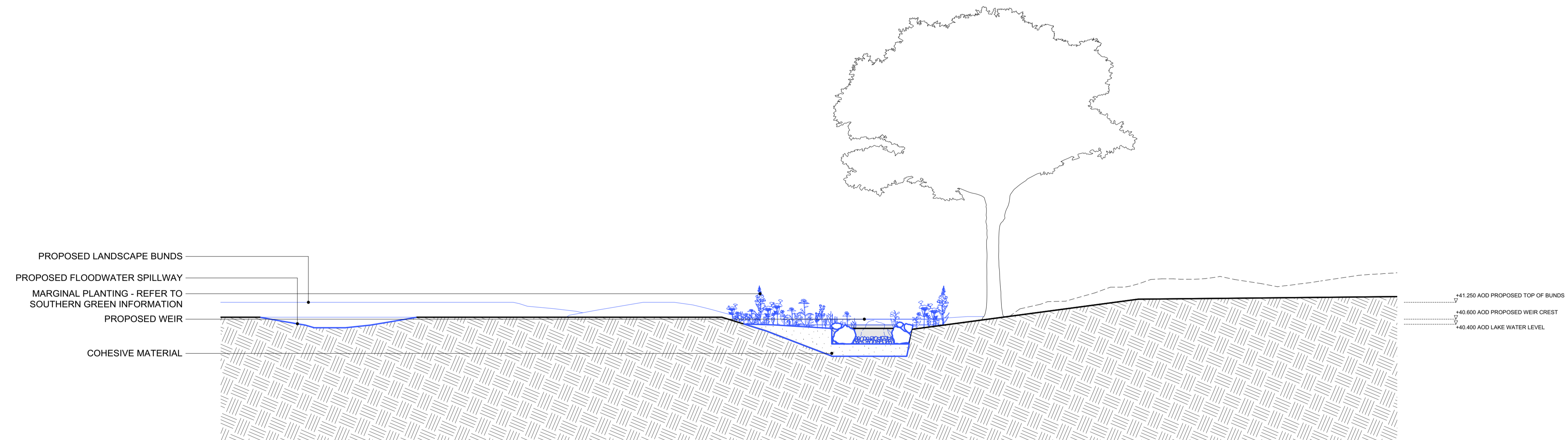


KEY:
 PROPOSED WORKS



01 PROPOSED SECTION AA
 1:100 (A1) / 1:200 (A3)



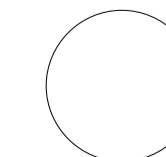
02 PROPOSED SECTION BB
 1:100 (A1) / 1:200 (A3)

0m 4m

Do not scale off this drawing. This drawing is to be read with all other contract documents. Any discrepancies are to be reported to the Architect. At construction status, this drawing remains design intent only. All information to be checked by contractor for site accuracy and fit. Drawings are subject to statutory approvals and site surveys.

NOTES:

- 12.12.23 Issued for Planning



Takeru Shimazaki Architects
 6a Peacock Yard, Iliffe Street
 London SE17 3LH
 t 020 7928 9171
 mail@t-sa.co.uk
 www.t-sa.co.uk

SOUTH ORMSBY LAKE AND WEIR
 DRAWING NAME PROPOSED SECTIONS

JOB NO. 441.27

DRAWING STATUS	PLANNING	DRAWN	JM	CHECKED	JF	NUMBER	441.27_1400	REV.	-
----------------	----------	-------	----	---------	----	--------	-------------	------	---