


**PROPOSED REAR (SOUTH WEST) ELEVATION**  
SCALE 1:100@A3




**PROPOSED SIDE (NORTH WEST) ELEVATION**  
SCALE 1:100@A3



**Sage Green Window Frames**



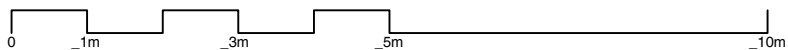
**Concrete Roof Tile**  
(to match existing)



**White Render**



**Black painted plinth**



Porthkerry, Ridgeway Lane, Lymington, SO41 8AA

Revision	Notes	Date
A	Amended to clients comments	12-12-23

Drawn by **CB**  
Checked by **JW**  
Scale **As shown**

These drawings are for planning application purposes only and may require additional details prior to a Building regs application. All the dimensions to be checked on site prior to commencement of work. Responsibility is not accepted for errors made by others in scaling from this drawing, all construction information should be taken from figure dimensions.

54 The Grove Christchurch BH23 2HB 01202 280638

Drawing Status key:

SK	- Sketch	P	- Preliminary
D	- Draft	S	- For Submission
A	- Approved	T	- Tender
C	- Construction	I	- Information

**Proposed Elevations**

Drawing ref: **1991P/107a** | Status: **IP**

**dot**  
**architecture**

www.dotarchitecture.co.uk Design On Toast LTD