














Station Name: **Earlestown**

Item Ref:	Link to 360 location online	Works Description	NTL Design Guide Ref:	Location Image	Asset List:	Approximate Quantities / Specification
2.3.1	https://tourmkr.com/F1aZ6NgaWt/35959329p&296.06h&80.25t	Induction Loops and Help Points on Platform 1	NTL SISS specification		Help Point	Replace existing help point with combined induction/help point for Platform 1. Utilise existing power and comms cables. Fix to existing post or allow for a new post in accordance to SISS specification
2.3.2	https://tourmkr.com/F1aZ6NgaWt/35959103p&95.8h&84.99t	Induction Loops and Help Points on Platform 2	17.2		Help Point	Replace existing help point with combined induction/help point for Platform 2. Utilise existing power and comms cables. Fix to existing post or allow for a new post in accordance to SISS specification
2.3.3	https://tourmkr.com/F1aZ6NgaWt/35959156p&101.01h&87.01t	Induction Loops and Help Points on Platform 2/3	17.2		Help Point	Replace existing help point with combined induction/help point for Platform 2/3. Utilise existing power and comms cables. Fix to existing post or allow for a new post in accordance to SISS specification
2.3.4	https://tourmkr.com/F1aZ6NgaWt/35959248p&296.56h&90.74t	Help Points on Platform 4	17.2		Help Point	Replace existing help point with combined induction/help point for Platform 4. Utilise existing power and comms cables. Fix to existing post or allow for a new post in accordance to SISS specification





Station Name: **Earlestown**

Item Ref:	Link to 360 location online	Works Description	NTL Design Guide Ref:	Location Image	Asset List:	Approximate Quantities / Specification
2.3.5	https://tourmkr.com/F1aZ6NgaWt/35959291p&75.28h&85.99t	Help Points on Platform 5	17.2		Help Point	Replace existing help point with combined induction/help point for Platform 5. Utilise existing power and comms cables. Fix to existing post or allow for a new post in accordance to SISS specification
2.3.6	https://tourmkr.com/F1aZ6NgaWt/35959086p&193.6h&101.85t	Station Map & Key Local Info Board. Main entrance	NTL Design guide and NR signage guide NR/GN/CIV/300/01		Signage	Replace existing station plan / signage with free issue from NTL in existing frames. Wayfinding signage around the station yo be upgraded / enhanced to bring up to NTL and NR standard. PC to carry out detailed survey and design for the station signage. Lump sum with number of signs to be provided as part of the tender.
2.3.7	https://tourmkr.com/F1aZ6NgaWt/35959310p&308.82h&92.97t	Station Map & Key Local Info Board. Platform 5	NTL Design guide and NR signage guide NR/GN/CIV/300/01		Signage	Replace existing station plan / signage with free issue from NTL in existing frames. Wayfinding signage around the station yo be upgraded / enhanced to bring up to NTL and NR standard. PC to carry out detailed survey and design for the station signage. Lump sum with number of signs to be provided as part of the tender.
2.3.8	https://tourmkr.com/F1aZ6NgaWt/35959086p&193.6h&101.85t	Braille Station Maps outside platform 1	A.v1.2,RNIB 3D Braille map design guide.		Signage	New frame and posts for Braille Station Maps. Maps to be designed and produced by Contractor.

Station Name: **Earlestown**

Item Ref:	Link to 360 location online	Works Description	NTL Design Guide Ref:	Location Image	Asset List:	Approximate Quantities / Specification
2.3.9	https://tourmkr.com/F1aZ6NgaWt/35959310p&308.82h&92.97t	Braille Station Maps outside platform 5	A.v1.2,RNIB 3D Braille map design guide.		Signage	New frame and posts for Braille Station Maps. Maps to be designed and produced by Contractor.
2.3.10	https://tourmkr.com/F1aZ6NgaWt/35959071p&51.61h&83.8t	New Accessible W/C & Baby Change Facilities	21.1		Toilet POD?	Location to be decided. Reconfiguration of existing waste bin store and relocation of bick rack to create space for the Toilet POD
2.3.11	https://tourmkr.com/F1aZ6NgaWt/35959124p&65.28h&90.78t	Handrail Tactiles & Stair Nosings (Platform 1)	6.3, 6.5, 13.1, 18.1, 18.2, 19.1		Stairs	Stair nosings to be deep cleaned / painted / repaired / replaced (100%). Handrail to be changed to compliant double handrails. Handrails to be painted to DFT standard yellow. Approximate length of stairs 30m
2.3.12	https://tourmkr.com/F1aZ6NgaWt/35959299p&68.61h&84.19t	Handrail Tactiles & Stair Nosings (platform 2)	6.3, 6.5, 13.1, 18.1, 18.2, 19.1		Stairs	Stair nosings to be deep cleaned / painted / repaired / replaced (100%). Handrail to be changed to compliant double handrails. Handrails to be painted to DFT standard yellow. Approximate length of stairs 30m
2.3.13	https://tourmkr.com/F1aZ6NgaWt/35959212p&34.88h&91.7t	Handrail Tactiles & Stair Nosings	6.3, 6.5, 13.1, 18.1, 18.2, 19.1		Stairs	Stair nosings to be deep cleaned / painted / repaired / replaced (100%). Handrails to be painted to DFT standard yellow. Approximate length of stairs 30m

Station Name: **Earlestown**

Item Ref:	Link to 360 location online	Works Description	NTL Design Guide Ref:	Location Image	Asset List:	Approximate Quantities / Specification
2.3.14	https://tourmkr.com/F1aZ6NgaWt/35959310p&30.94h&96.4t	Handrail Tactiles & Stair Nosings	6.3, 6.5, 13.1, 18.1, 18.2, 19.1		Stairs	Stair nosings to be deep cleaned / painted / repaired / replaced (100%). Handrails to be painted to DFT standard yellow. Approximate length of stairs 30m
2.3.15	https://tourmkr.com/F1aZ6NgaWt/35959208p&134.54h&88.14t	Covered Drop Off/Pick Up Point	7.1		Drop Off	Reconfigure are for a covered drop off 7M long Modify footpath, drop kerbs and road markings . Type and manufacturer to be confirmed by PC
2.3.16	https://tourmkr.com/F1aZ6NgaWt/35959147p&250.88h&96.42t	Entrance Doors Matting & Door entrances	1, 2.2, 20.2, 21.1 24.2, 24.6, 27.4		Door Mats	Entrance door mats to be installed. 4 m2
2.3.17	https://tourmkr.com/F1aZ6NgaWt/35959135p&100.5h&77.03t	Waiting Room / Platform Furniture on platform 2	9, 13.1, 23		Seating	Replace existing non compliant seating

Station Name: **Earlestown**

Item Ref:	Link to 360 location online	Works Description	NTL Design Guide Ref:	Location Image	Asset List:	Approximate Quantities / Specification
2.3.18	https://tourmkr.com/F1aZ6NgaWt/35959107p&38.63h&82.21t	Waiting Room / Platform Furniture on platform 3	9, 13.1, 23		Seating	Replace existing non compliant seating
2.3.19	https://tourmkr.com/F1aZ6NgaWt/35959143p&299.93h&77.1t	Furniture Painting / Tapping Rails / Window Manifestations	10.1, 10.2, 10.3		Seating	Replace existing non compliant seating
2.3.20	https://tourmkr.com/F1aZ6NgaWt/35959123p&288.41h&79.68t	Furniture Painting / Tapping Rails / Window Manifestations	10.1, 10.2, 10.3		Seating	Replace existing non compliant seating
2.3.21	https://tourmkr.com/F1aZ6NgaWt/35959049p&175.9h&79.12t	Furniture Painting / Tapping Rails / Window Manifestations	10.1, 10.2, 10.3		Seating	Replace existing non compliant seating
2.3.22	https://tourmkr.com/F1aZ6NgaWt/35959156p&57.16h&75.27t	Furniture Painting / Tapping Rails / Window Manifestations	10.1, 10.2, 10.3		Seating	Replace existing non compliant seating

Station Name: **Earlestown**

Item Ref:	Link to 360 location online	Works Description	NTL Design Guide Ref:	Location Image	Asset List:	Approximate Quantities / Specification
2.3.23	https://tourmkr.com/F1aZ6NgaWt/35959084p&291.31h&90.42t	Reconfigure Waiting Shelter / New Waiting Shelter. Platform 1	25.1, 25.2, 25.3		Waiting Shelter seating	Reconfigure existing waiting shelter (1 No) replace existing seating. Existing waiting shelter to be painted in accordance with NTL design guide where possible. Powder coated and aluminium waiting shelters to remain as existing as painting repairs will not be possible. PC to confirm.
2.3.24	https://tourmkr.com/F1aZ6NgaWt/35959077p&6.64h&90.46t	Reconfigure Waiting Shelter / New Waiting Shelter. Platform 3	25.1, 25.2, 25.3		Waiting Shelter seating	Reconfigure existing waiting shelter (1 No) replace existing seating. Existing waiting shelter to be painted in accordance with NTL design guide where possible. Powder coated and aluminium waiting shelters to remain as existing as painting repairs will not be possible. PC to confirm.
2.3.25	https://tourmkr.com/F1aZ6NgaWt/35959354p&304.44h&87.95t	Reconfigure Waiting Shelter / New Waiting Shelter. Platform 4	25.1, 25.2, 25.3		Waiting Shelter seating	Reconfigure existing waiting shelter (1 No) replace existing seating. Existing waiting shelter to be painted in accordance with NTL design guide where possible. Powder coated and aluminium waiting shelters to remain as existing as painting repairs will not be possible. PC to confirm.
2.3.26	https://tourmkr.com/F1aZ6NgaWt/35959252p&103.72h&95.71t	Reconfigure Waiting Shelter / New Waiting Shelter. Platform 5	25.1, 25.2, 25.3		Waiting Shelter seating	Reconfigure existing waiting shelter (1 No) replace existing seating. Existing waiting shelter to be painted in accordance with NTL design guide where possible. Powder coated and aluminium waiting shelters to remain as existing as painting repairs will not be possible. PC to confirm.

Station Name:

Earlestown

Item Ref:	Link to 360 location online	Works Description	NTL Design Guide Ref:	Location Image	Asset List:	Approximate Quantities / Specification
2.3.27	N/A	Wayfinding - New Assets - PODS & Drop Offs to NTL/NR Standard	NTL Design guide and NR signage guide NR/GN/CIV/300/01	N/A	N/A	Wayfinding signage around the station to be added in relation to new significant assets installed, WC POD and Covered Drop Off. NTL Design Guide and NR standard to be used. PC to carry out detailed survey at delivery and new signage to be agreed with and signed off by Station Manager. Total price to survey, design, supply and fit with approximate number of signs to be provided in the pricing schedule.