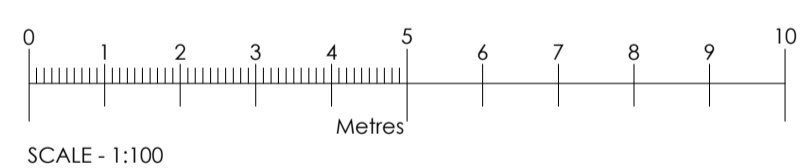




ELEVATION 1 - ALONG SOUTH AUDLEY STREET
SCALE 1:100 @ A1



SCALE - 1:100



ELEVATION 2 - ALONG REEVES MEWS
SCALE 1:100 @ A1

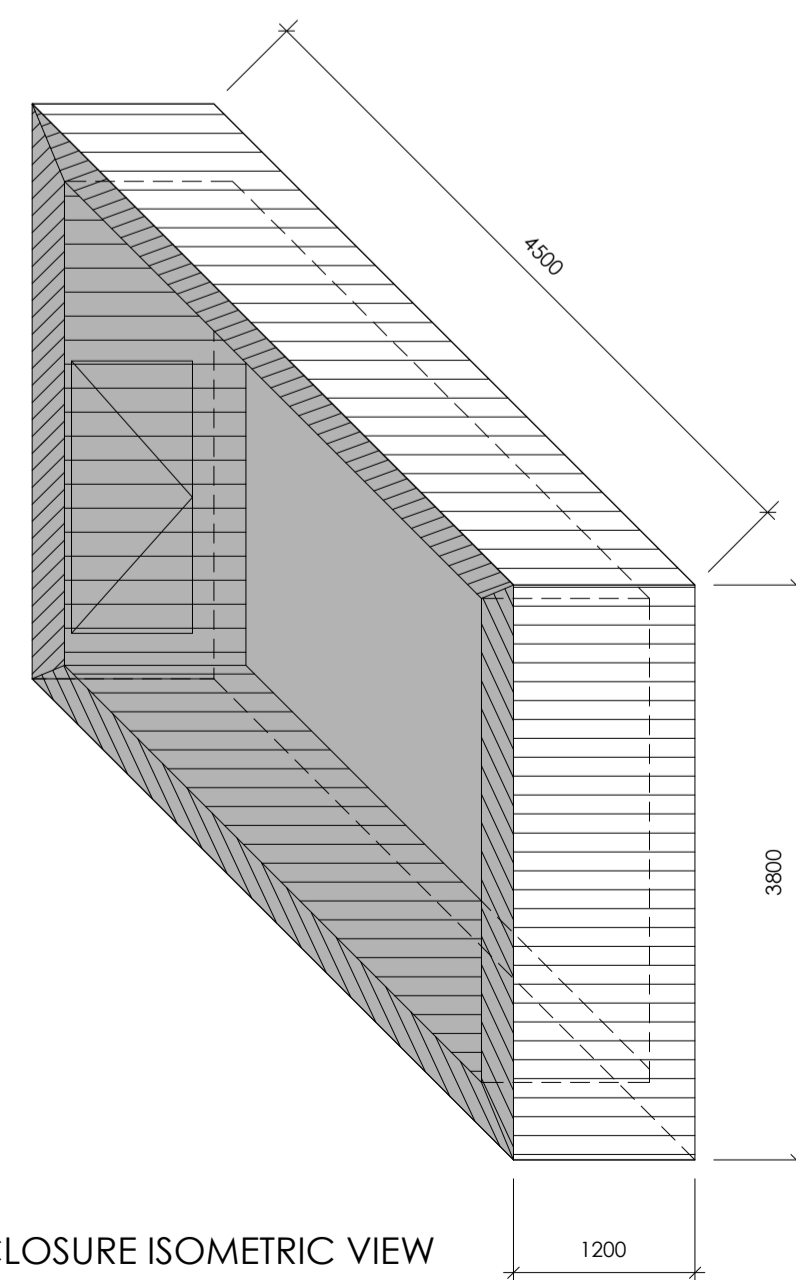


SCALE - 1:100



ELEVATION 3
SCALE 1:100 @ A1

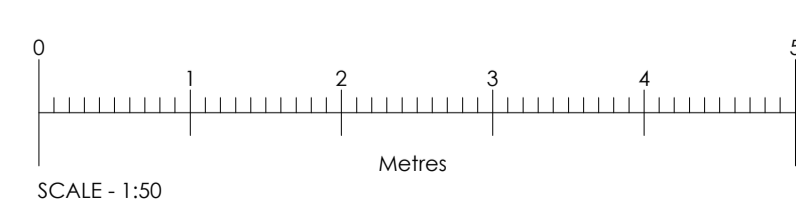
- GENERAL NOTES:
1. ALL SERVICES/ROUTES THROUGHOUT BUILDING TO BE FULLY COORDINATED ON SITE.
 2. DRAWING TO BE READ IN CONJUNCTION WITH THE INSTALLATION SPECIFICATION AND ALL OTHER RELEVANT DRAWINGS.
 3. DUCTWORK MATERIAL & INSTALLATION TO DW/144 CLASS 'A'.
 4. FINAL DESIGN SHOP DRAWING AND DETAIL CO-ORDINATION DRAWINGS TO BE SUBMITTED FOR ENGINEER COMMENT PRIOR TO START ON SITE.
 5. FIRE DAMPERS TO BE PROVIDED AT ALL PENETRATIONS THROUGH FIRE COMPARTMENTS. SEE ARCHITECT'S DRAWING FOR COMPARTIMENTATION DETAILS.
 6. DUCTWORK ACCESS DOORS TO BE PROVIDED ADJACENT TO EACH CHANGE OF DIRECTION, DAMPERS AND DUCT MOUNTED EQUIPMENT OR EVERY 10m.
 7. PROVIDE VOLUME CONTROL DAMPERS ON ALL DUCTWORK BRANCHES.



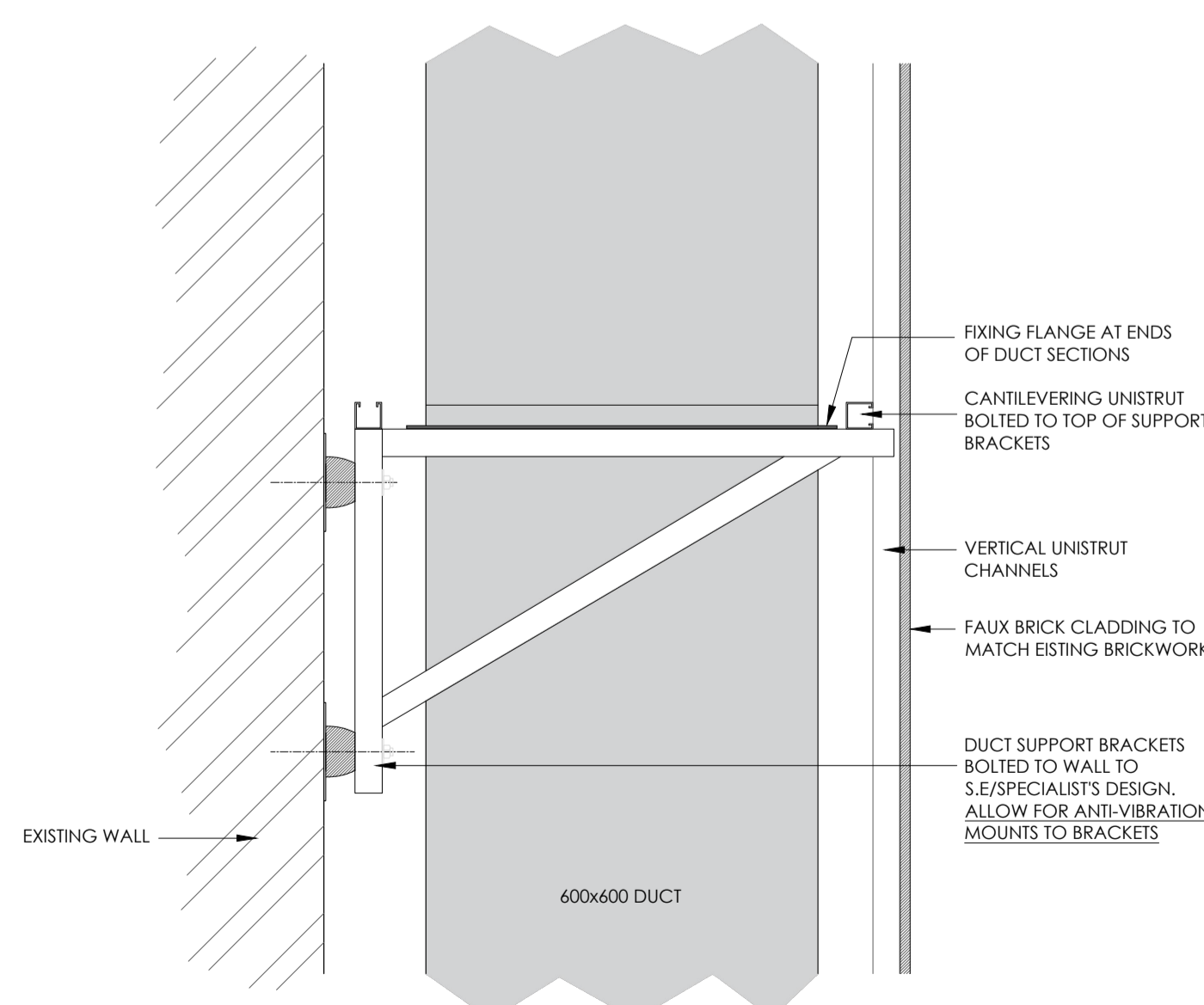
ACOUSTIC ENCLOSURE ISOMETRIC VIEW
SCALE 1:50 @ A1

APPROXIMATE SIZE OF LOUVRED PANELS

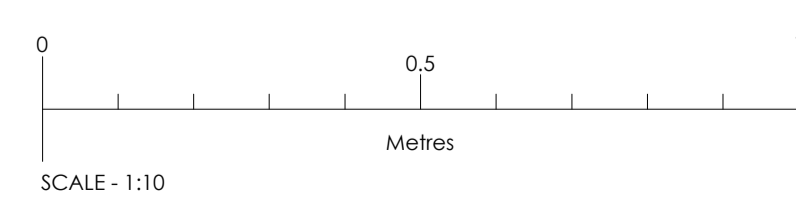
	TOTAL SIZE	LOUVRED SIZE (EXCLUDES OVERLAPPING CORNERS)
LEFT SIDE	1200x3800	1000x3200
RIGHT SIDE	1200x3800	1000x3200
TOP	1200x4500	1000x3900
BOTTOM	1200x4500	1000x3900
FRONT	3800x4500	SOLID PANEL FACING NEIGHBOURING BUILDING
BACK	3800x4500	EXISTING WALL
TOTAL		14.2 m ²



SCALE - 1:50



SECTION SHOWING INDICATIVE SUPPORT BRACKETS FOR VERTICAL EXTRACT DUCT
- FINAL DESIGN TBC BY S.E./SPECIALIST
SCALE 1:10 @ A1



SCALE - 1:10

PROPOSED ACOUSTIC ENCLOSURES AND FLUE CLADDING OMITTED FOR CLARITY OF M&E EQUIPMENT

PLANT SCHEDULE

REF	MANUFACTURER	MODEL	UNIT SIZE (mm)	AIR FLOW (l/s)
OU.1	DAIKIN	PUMY-P200	1338H x 1050W x 370D	2350
OU.2	DAIKIN	PUMY-P200	1338H x 1050W x 370D	2350
OU.3	DAIKIN	PUMY-SP140	381H x 1050W x 370D	1833
KC.1	GREEN COOLING	JEHR-0150-B2-M-1	11100W x 4450 x 650H	500

KITCHEN EXTRACT FAN - FINAL SPECIFICATION TBC. FOLLOWING FULL DESIGN

REF	MANUFACTURER	MODEL	DUTY	PRESSURE	DIMENSIONS
EF1	HELIOS	GBW 71044 T120	3.0 m ³ /s	1000Pa	1020Wx1020x1020H

Rev	Date	Comments

PLANNING

Client
LSL CAPITAL

Project
49 SOUTH AUDLEY STREET
LONDON

Title
APPROVED PLANT & EXTRACT APPROVED ELEVATIONS WITH EXPOSED M&E SHOWN

Project No.
8435

Date
FEB 2023

Drawing No.
8435_PD_12

Revision

Scale
AS SHOWN @ A1

Drawn
MN

Check
RC