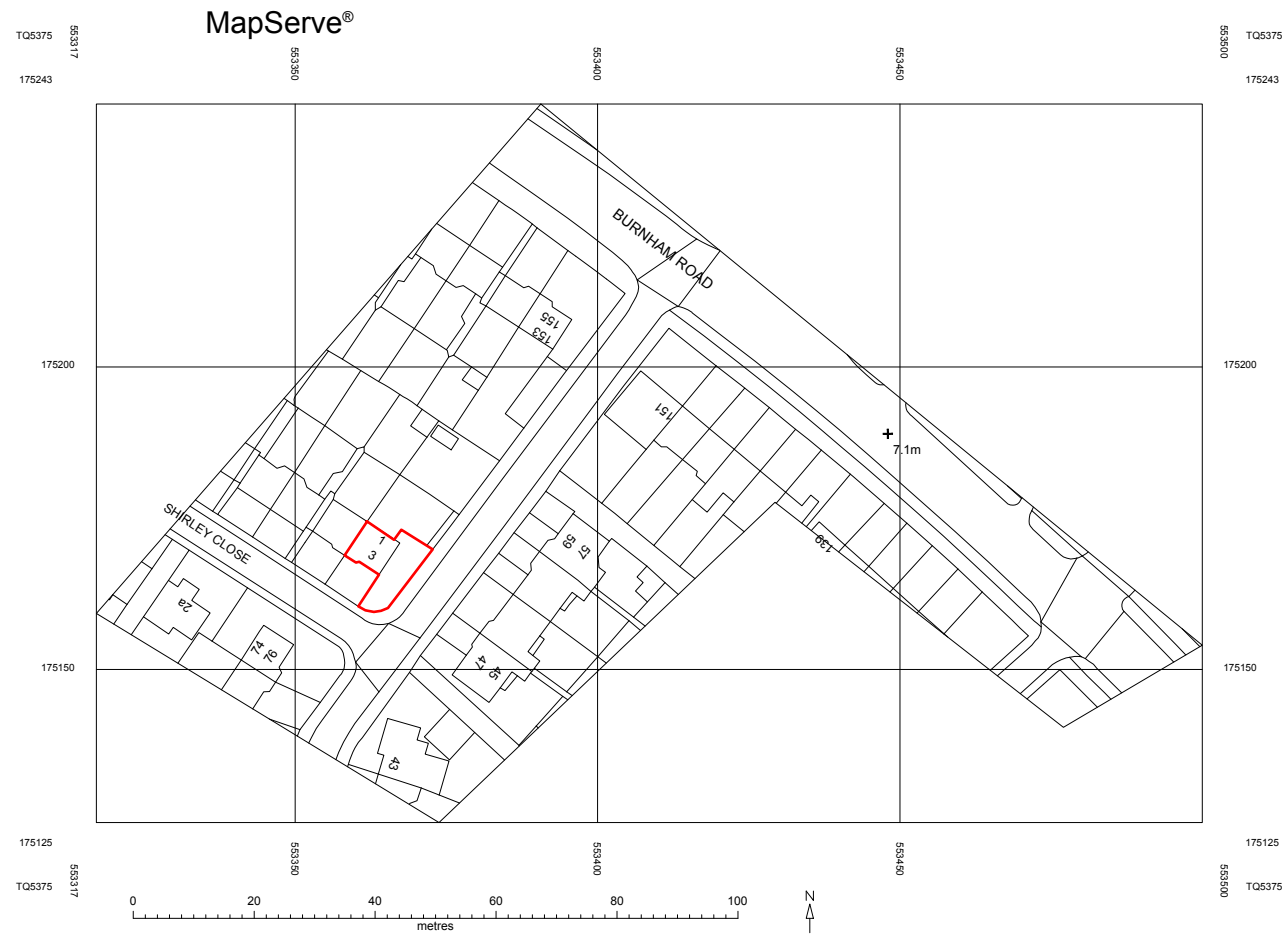
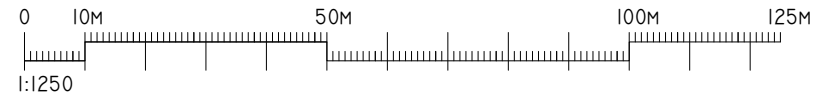

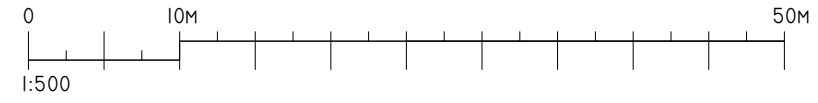


# SITE LOCATION PLAN - 1:1250



# SITE BLOCK PLAN - 1:500



**A3**

This drawing and the copyrights and patents therein are the property of JSM and may not be used or reproduced without consent or attribution.

It is the responsibility to review these drawings to ensure compliance with the latest building regulations and guidance documents as well as ensure the detailed measurements are correct before undertaking works.

No structural, intrusive or specialist surveys have been undertaken as part of this design.

|   |   |
|---|---|
| ADDRESS:<br>3 SHIRLEY CLOSE,<br>DARTFORD<br>DAI 5BB | TITLE:<br>EXISTING SITE LOCATION AND<br>BLOCK |
| PROJECT:<br>EXTENSION                               | PURPOSE OF ISSUE:<br>PLANNING                 |
| SCALE:<br>1:1250/500 @ A3                           | DATE:<br>19/07/2021                           |
| DRAWING NO.<br>P05                                  | REVISION<br>A                                 |