

# THE GRASMERE TIMBER CLAD SHELTER

## Data Sheet

The Grasmere Timber Clad Cycle Shelter is a modern, stylish bike shelter constructed from a steel frame with contemporary timber cladded sides.



0800 389 9072

[www.ablecanopies.co.uk](http://www.ablecanopies.co.uk)  
[sales@ablecanopies.co.uk](mailto:sales@ablecanopies.co.uk)

### Dimensions:

Length:	4.1m metres
Width/Projection:	2.05 metres - can be extended by 2m bays
Height:	To your specification
Spacing Between Posts:	1975mm

### Features:

Wall Mounted or Free Standing:	Free standing
Suitable for:	Education   Hospitality   Leisure   Retail   Commercial   Healthcare
Applications include:	Cycle Shelter   Waiting Shelter
Guarantee:	N/A for the frame, up to 30 years for the roof panels
Life Expectancy:	Up to 25 Years
Maintenance:	Requires only periodic cleaning
Installation Type:	Permanent
Retractable/Collapsible:	No
Method of Fixing:	The shelter is fixed to the ground with 145mm x 145mm x 5mm base plates into an existing concrete base

### Frame Specifications:

Construction Material:	The main frame is made from 50mm x 50mm x 2.5mm steel hollow section The posts are made from 50mm x 50mm x 2.5mm steel hollow sections
Guttering:	None as standard - available at an additional cost
Frame Finish:	Supplied galvanised or powder coated, or both, in any standard colour
Fixings:	316 marine grade stainless steel fixings

### Roof Specifications:




Roof Frame:	Roof bars are made from 50mm x 50mm x 2.5mm steel box sections
Roof Covering:	Corrugated 34/1000 rib/roof profile PVC plasticol coated sheet 0.7mm thick
Side and Back Panels:	Clad with a choice of timber including Red Cedar Wood
UV Protection:	100% for the roof sheets
Light Transmission:	0% through the roof sheets
Strength:	N/A
Temperature Resistance:	N/A

## International Standards:

Roof Panel Fire Rating: Fire classification EN 13051-1

CE Marked Frame: To UKCA BS EN1090-1:2009+A1:2011. The roof panels are CE EN 14782.

## Colour Options:

	Standard Colours	Non Standard Colours (Additional costs may apply)
Steel Framework	Our standard RAL colours are: 	Any RAL colour
Timber Cladding	 Please contact us for additional colour options	Any RAL colour
Corrugated Steel Roof Panel		Any RAL colour

## Weather Protection:


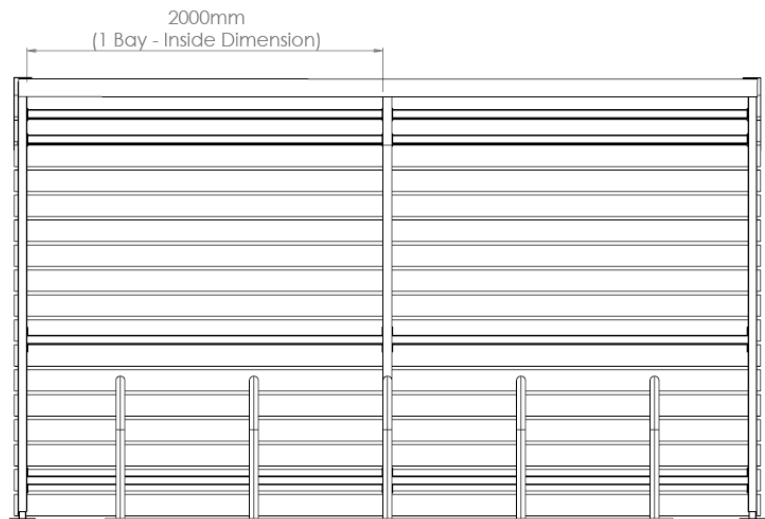


## Available Upgrades:

Post Pads	✗
Signage	✗
Polycarbonate Side & Back Panels	✗
Glass Side & Back Panels	✗
Roller Shutters	✗
Coloured Polycarbonate	✗
Guttering and uPVC downpipes	✗
Cycle Racks	✓
BREEAM compliant design	✓
Built-in Benches	✓

## Technical Files Available:

PDF CAD File	✓
DXF/DWG CAD File	✓
IGES CAD File	✓
STL CAD File	✓
BIM File	✓
NBS Spec	✓



0800 389 9072

[www.ablecanopies.co.uk](http://www.ablecanopies.co.uk)  
[sales@ablecanopies.co.uk](mailto:sales@ablecanopies.co.uk)

9-11 Faraday Close, Gorse Lane Industrial Estate, Clacton on Sea, Essex CO15 4TR

V1.1 LU130722