


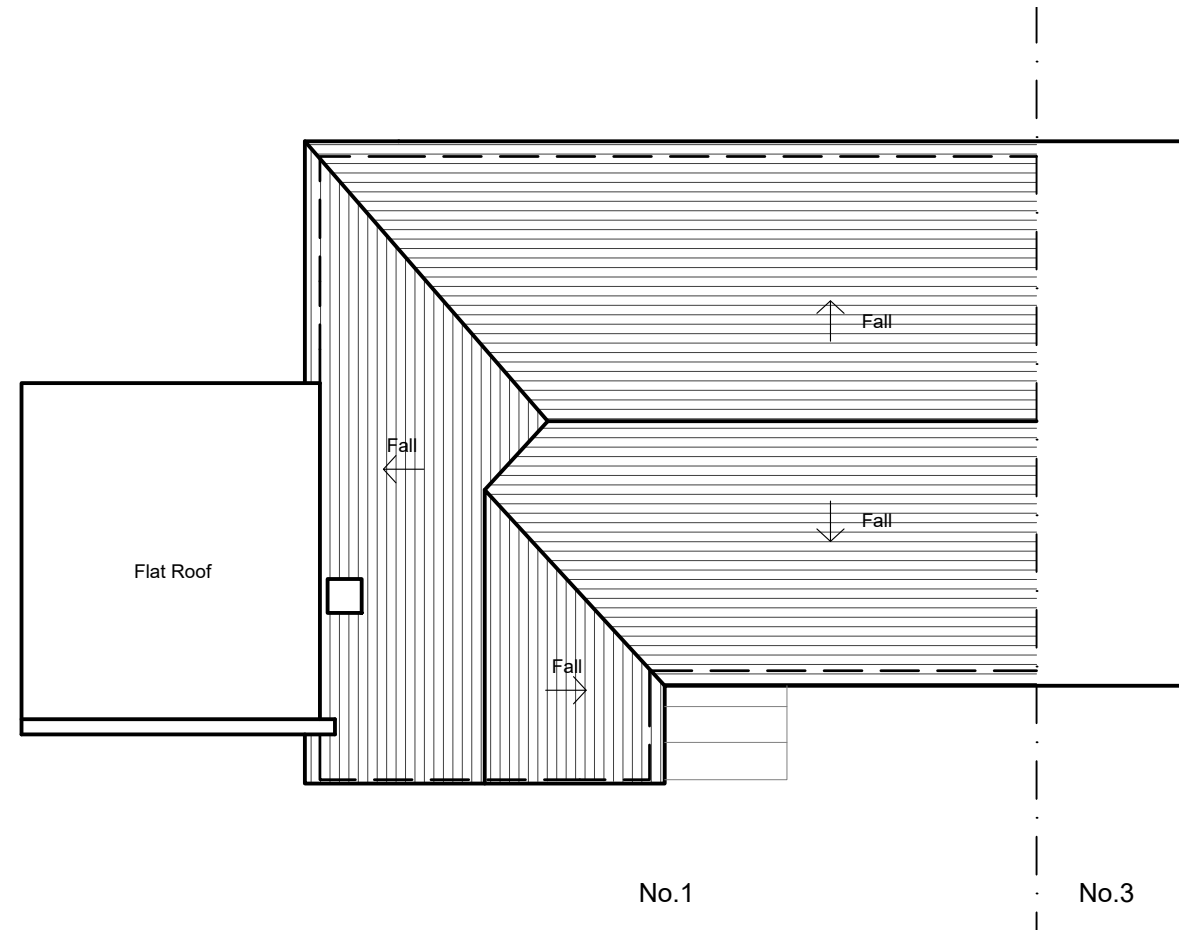
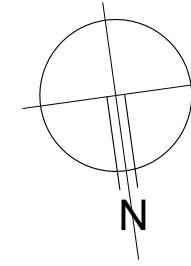
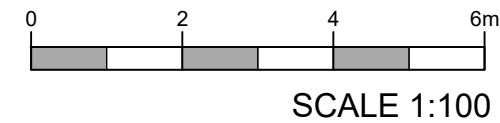


KEY

-  -INDICATES EXISTING WALLS
-  -INDICATES DEMOLITIONS / TO BE REMOVED
-  -INDICATES NEW WALLS



1 EXISTING ROOF PLAN
PLAN VIEW Scale 1:100



REV.	DATE	REV. BY
------	------	---------

COPYRIGHT JCD Architectural Consultant

1. ALL DIMENSIONS TO BE VERIFIED ON SITE BY THE CONTRACTOR PRIOR TO COMMENCEMENT OF ANY SHOP DRAWINGS OR SITE WORK.
2. ANY DISCREPANCY FOUND BETWEEN THIS DRAWING AND ANY OTHER DOCUMENT MUST BE REPORTED IMMEDIATELY TO THE DESIGNERS.
3. REMOVE THIS DRAWING FROM CURRENCY WHEN A REVISED DRAWING IS ISSUED.
4. THIS DOCUMENT REMAINS OUR EXCLUSIVE PROPERTY IT SHALL NOT BE REPRODUCED NOR COMMUNICATED TO THIRD PARTIES WITHOUT MY WRITTEN CONSENT.
5. THE COPYRIGHT OF THIS DRAWING AND DESIGN IS VESTED IN THE DESIGNERS.

Client: J Berry		
Project: 1 Highfield Avenue Erith Kent DA8 1EL		
Title: Existing Roof Plan		
AUTHOR JC	DATE 05 10 2023	APPROVED JC
SCALES 1:100 @ A3		READ WITH -
DRAWING No. 23098 (01) 004 -		
Project No.	Series No.	DWG No. Rev
DRAWING STATUS PLANNING		