

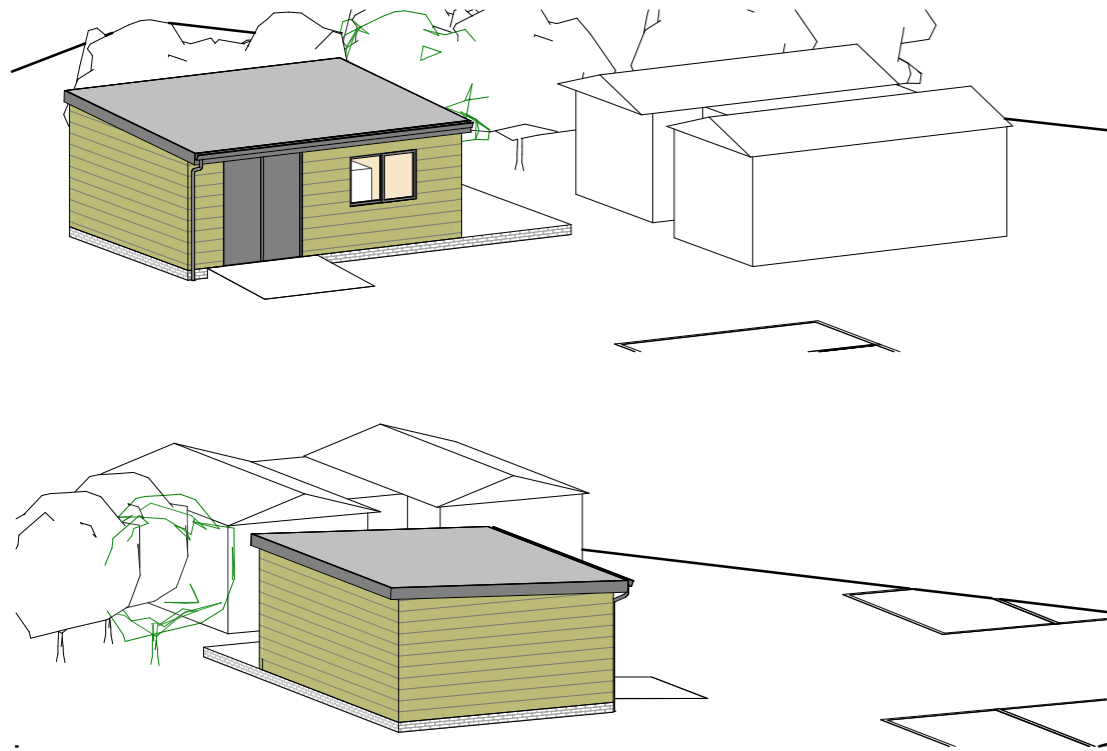
PROJECT
Riverhills Health Club & Spa -
New Laundry
 DRAWING
Elevations and Section

SCALE 1:100 at A3 Planning 14/12/23

3970 - ASP - B1 - A - 02004 -

This drawing must not be reproduced in whole or part without written consent. Do not scale this drawing. All dimensions in millimetres. Written dimensions to be checked on site. Electronic issue to be confirmed by paper copy only. ©SPACE+PLACE. All Rights Reserved.

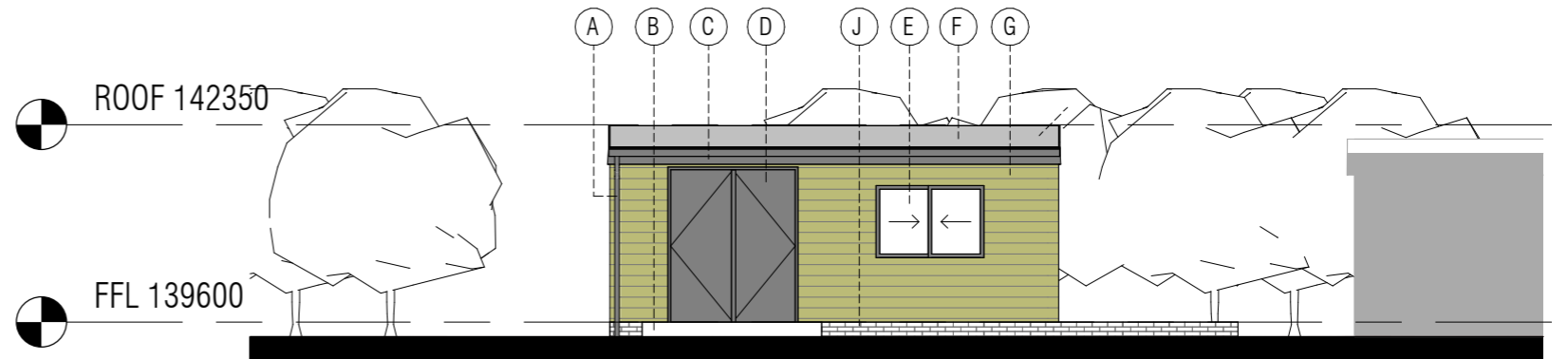
3D VIEWS



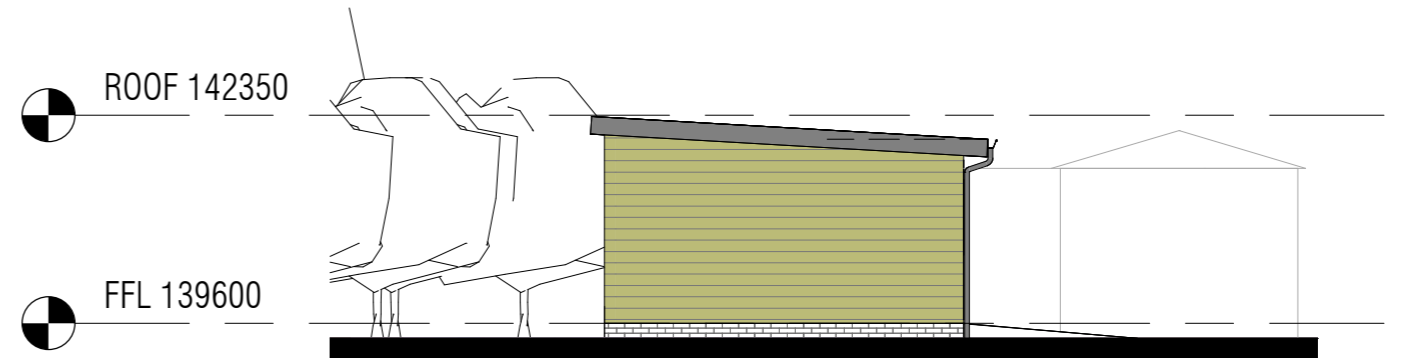
KEY

- A - PPC Dark Grey down pipe and guttering
- B - 1.12 concrete ramp with anti-slip finish
- C - Dark Grey fascia board and external roof soffit
- D - Dark Grey Aluminium double door set with hold open function
- E - Polyester powder coated aluminium, window set (dark grey)
- F - Single ply roof membrane - dark grey/green
- G - Cementitious lap siding - dark green in colour
- H - Reinforced concrete slab, floor finish tbc
- I - OSB internal un-finished
- J - lbstock Brick plinth to match adjacent building

○ Front Elevation
 1:100



○ Side Elevation
 1:100



○ Section 1
 1:100

