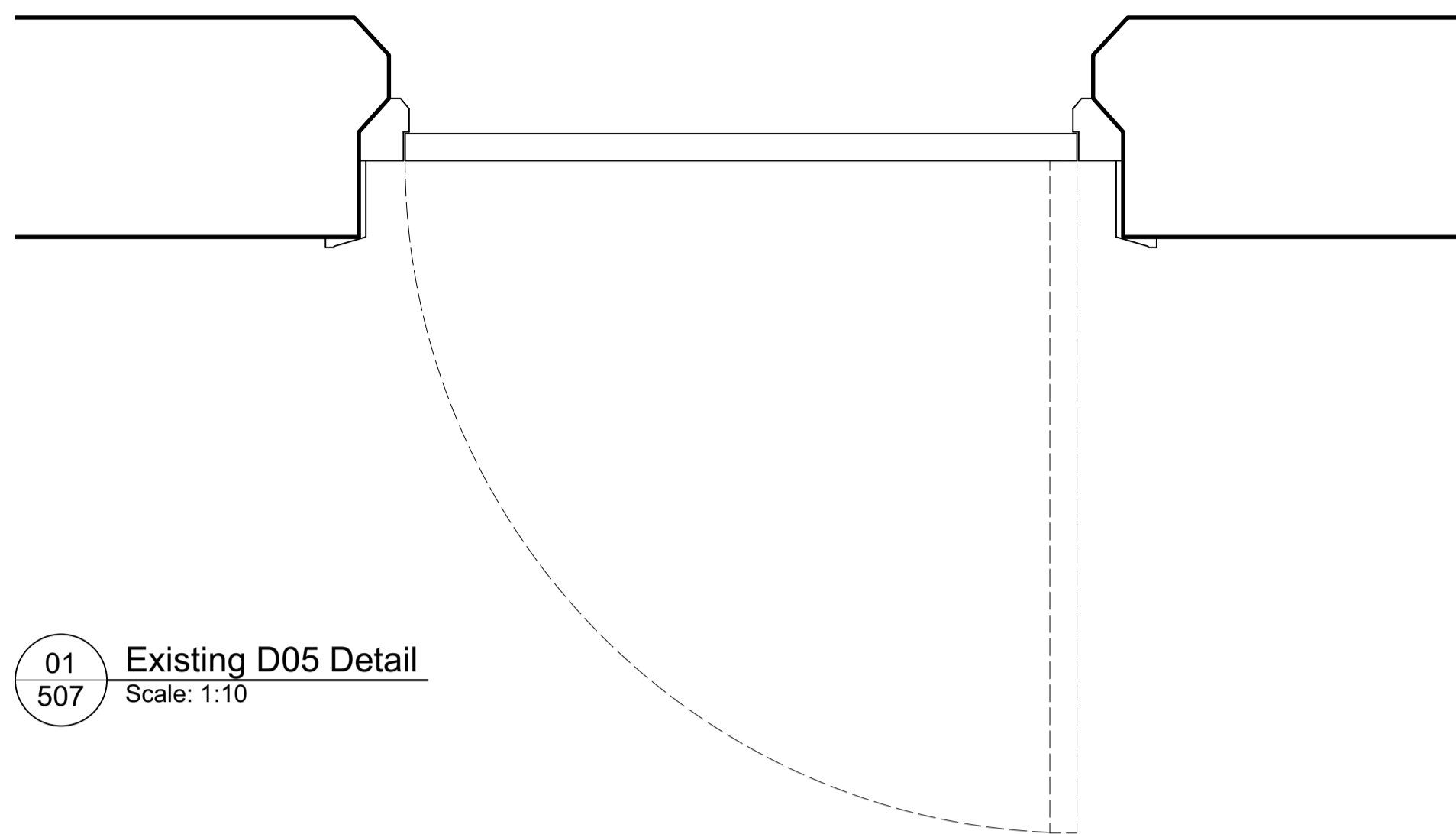
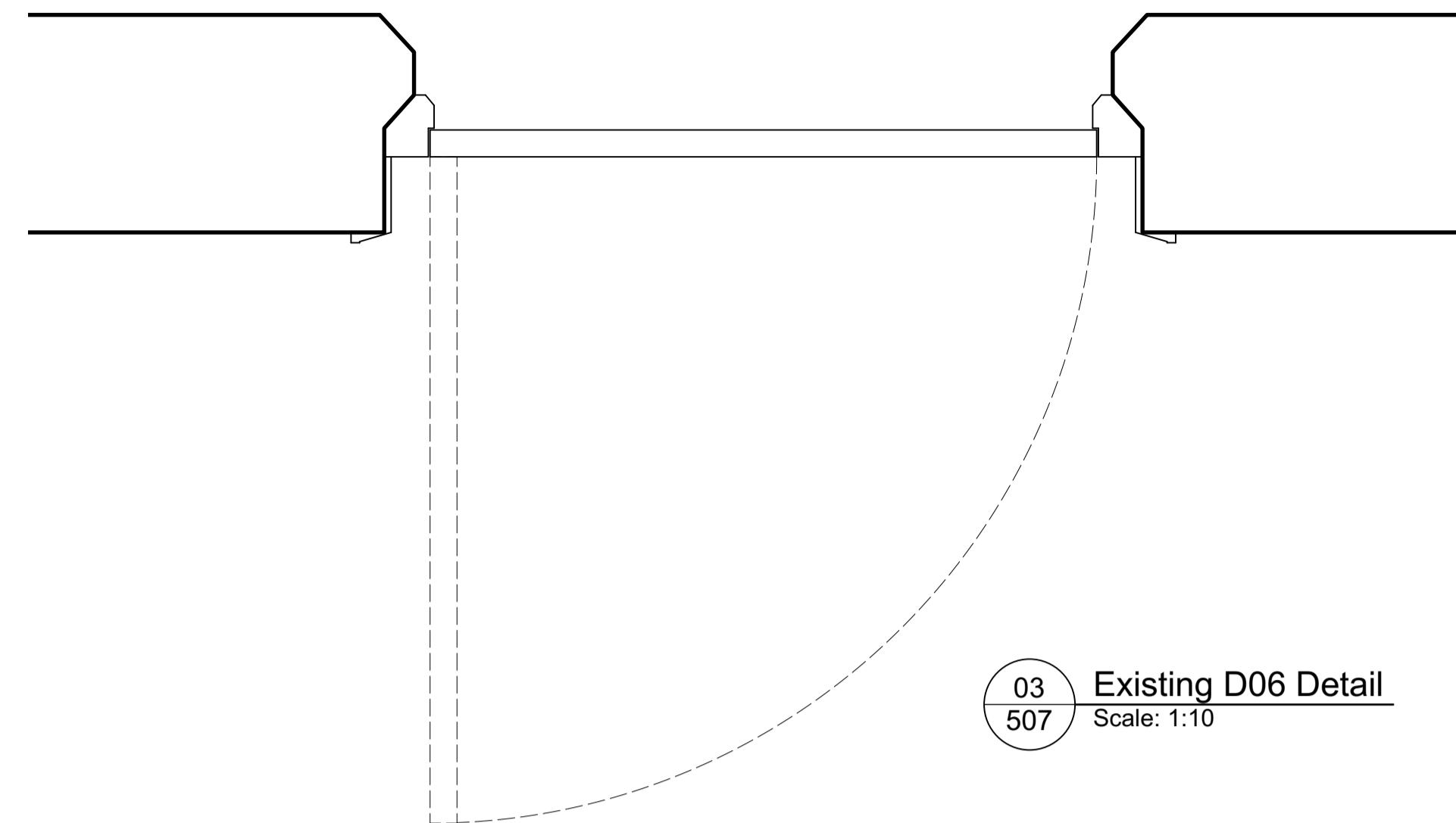


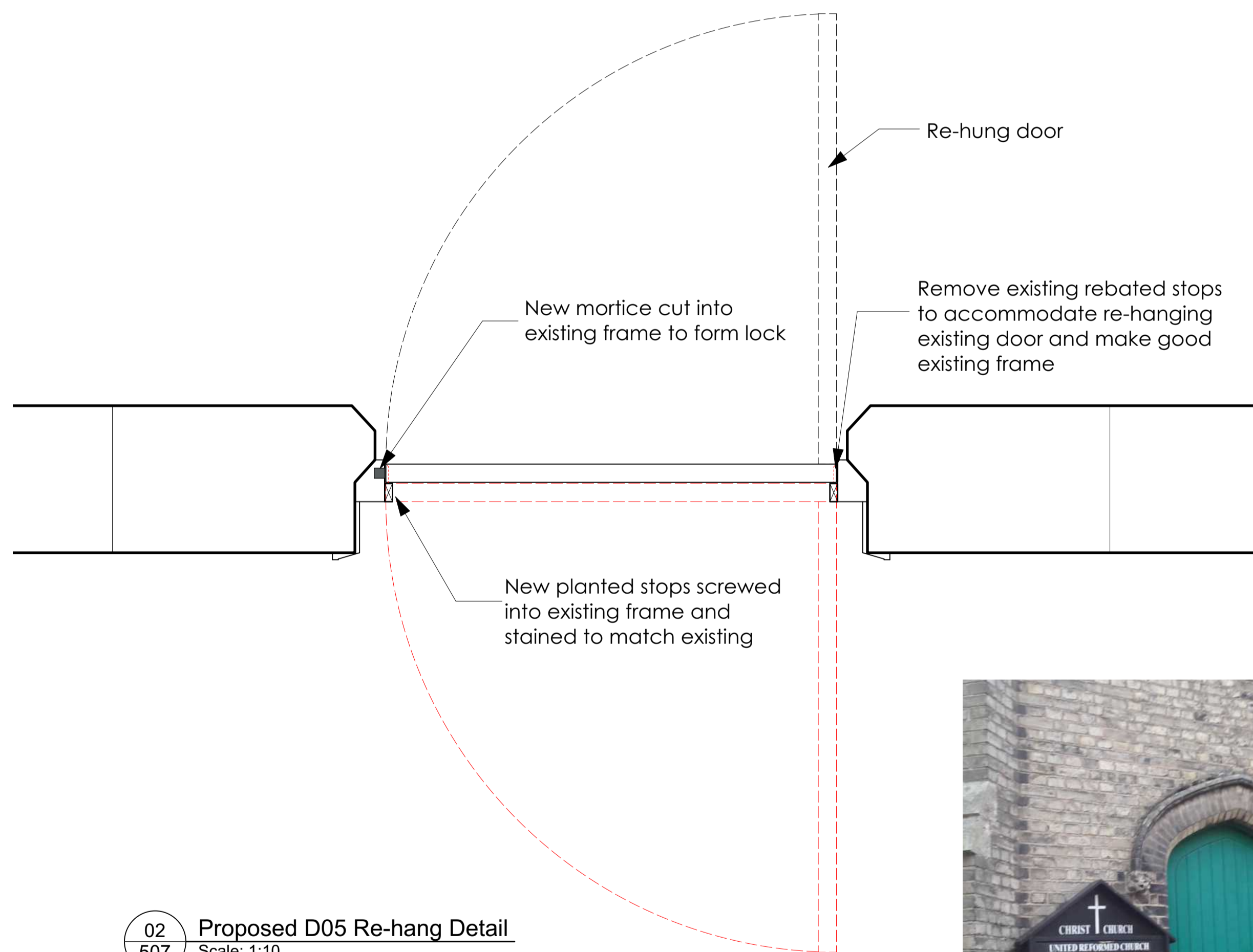
Revisions			
Rev:	Date:	Description:	By:



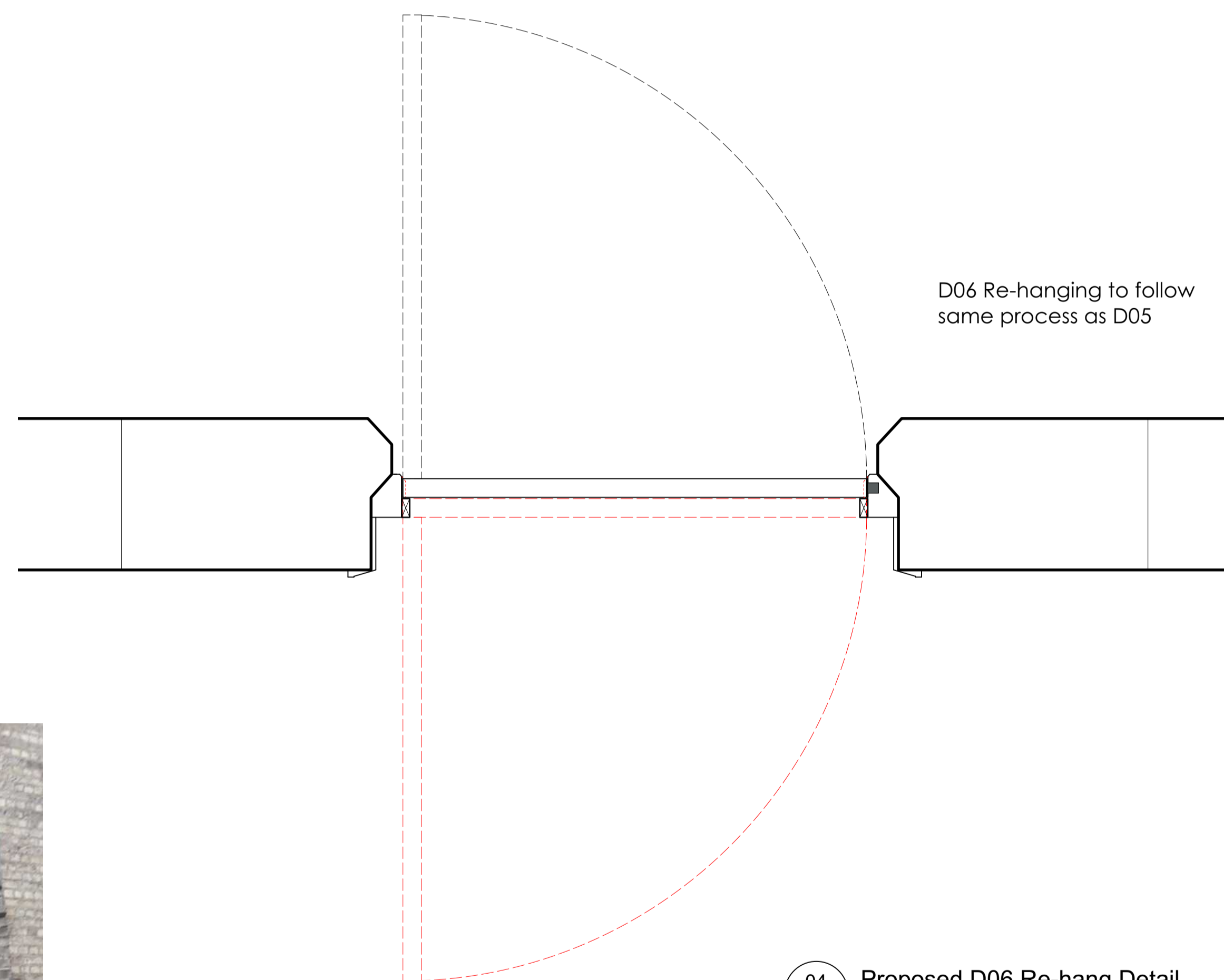
01 Existing D05 Detail  
Scale: 1:10



03 Existing D06 Detail  
Scale: 1:10



02 Proposed D05 Re-hang Detail  
Scale: 1:10



04 Proposed D06 Re-hang Detail  
Scale: 1:10



DO NOT SCALE THIS DRAWING - USE DIMENSIONS  
The Contractor is to check and verify all dimensions on site before starting work and report any omissions or errors

This drawing is to be read in conjunction with all relevant consultants and specialists drawings

This Drawing is Copyright

This drawing is issued for the sole and exclusive use of the named recipient. Distribution to any third party is on the strict understanding that no liability is accepted by BCR Infinity Architects for any discrepancies, errors or omissions that may be present, and no guarantee is offered as to the accuracy of information shown



Photograph of D05

bcr·infinityarchitects  
RIBA Chartered Practice

Cambridge: 1 Wellington street  
CB1 1HW  
T: 01223 366717  
e: thestudio@bcr-infinityarchitects.co.uk

Bury St Edmunds: 8 Angel Hill  
IP33 1UZ  
T: 01284 727710

Client:  
Sudbury Hive


Project:  
United Reform Church  
Conversion to Community Hub  
School Street  
Sudbury

Drawing Title:  
**D05 & D06 Re-hanging Details**

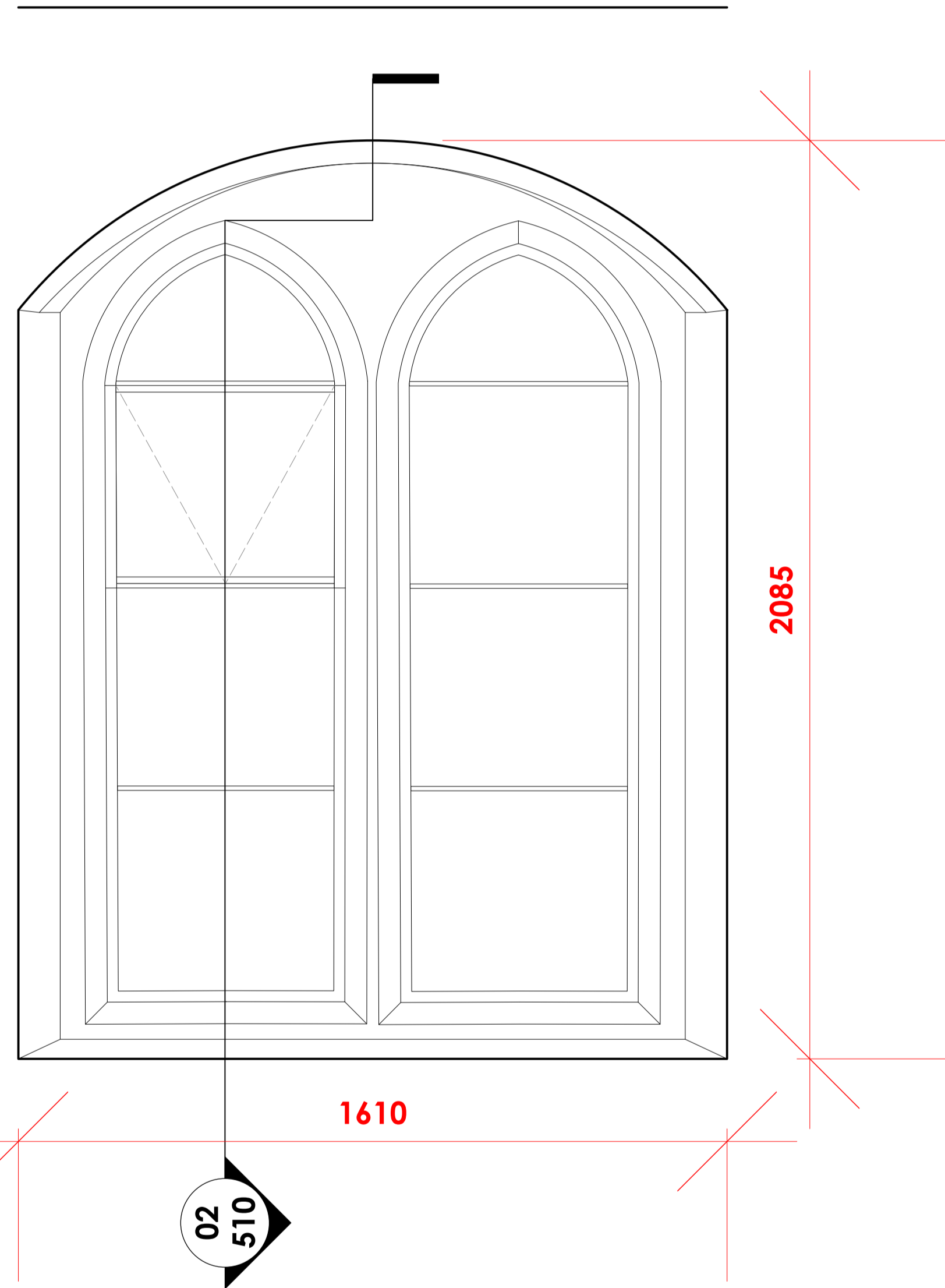
Project No: <b>21-096-A</b>	Dwg No: 507	Rev: -	Dwn: BTB	Ckd: AW
Drawing Status: TECHNICAL	Date: 11/07/23	Scale@A1: 1:10		



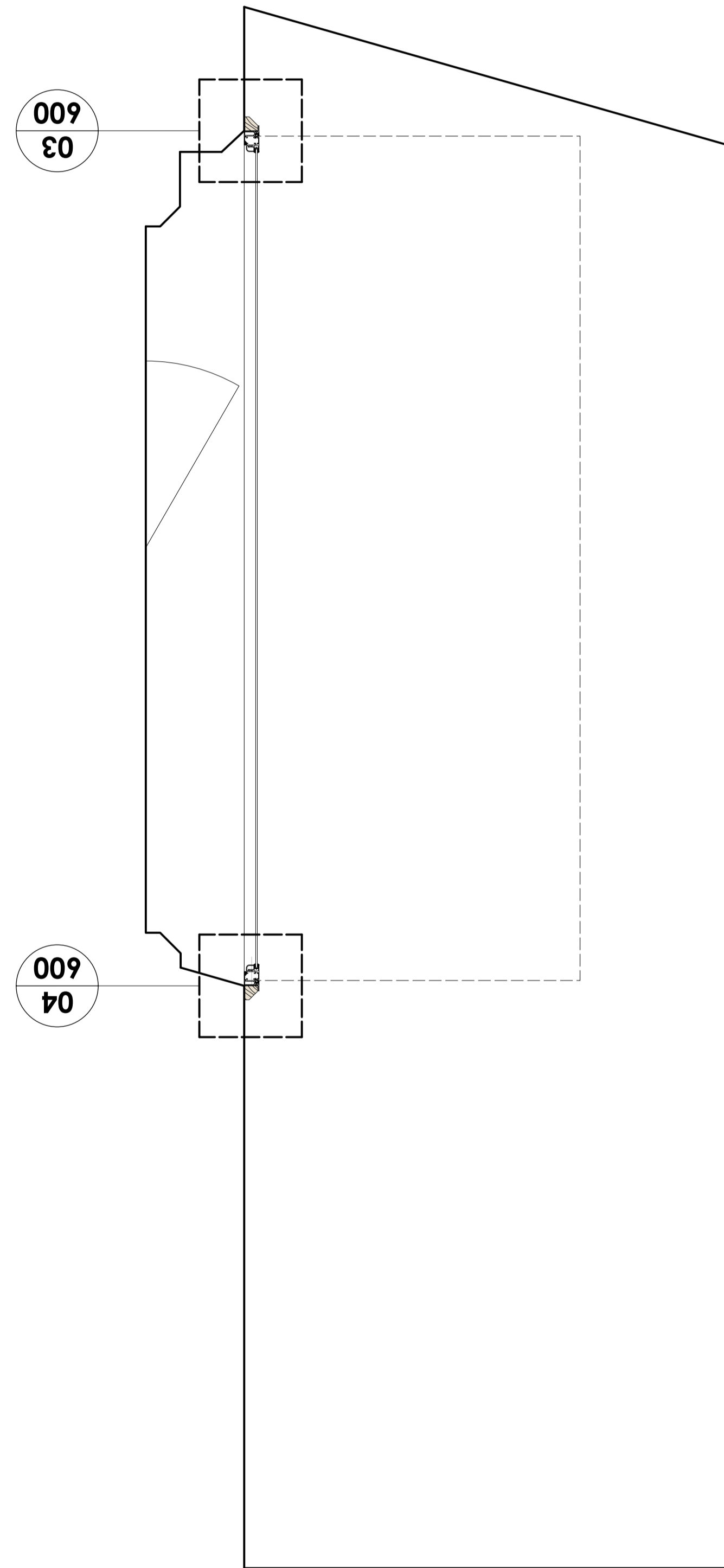
EXTERNAL IMAGE



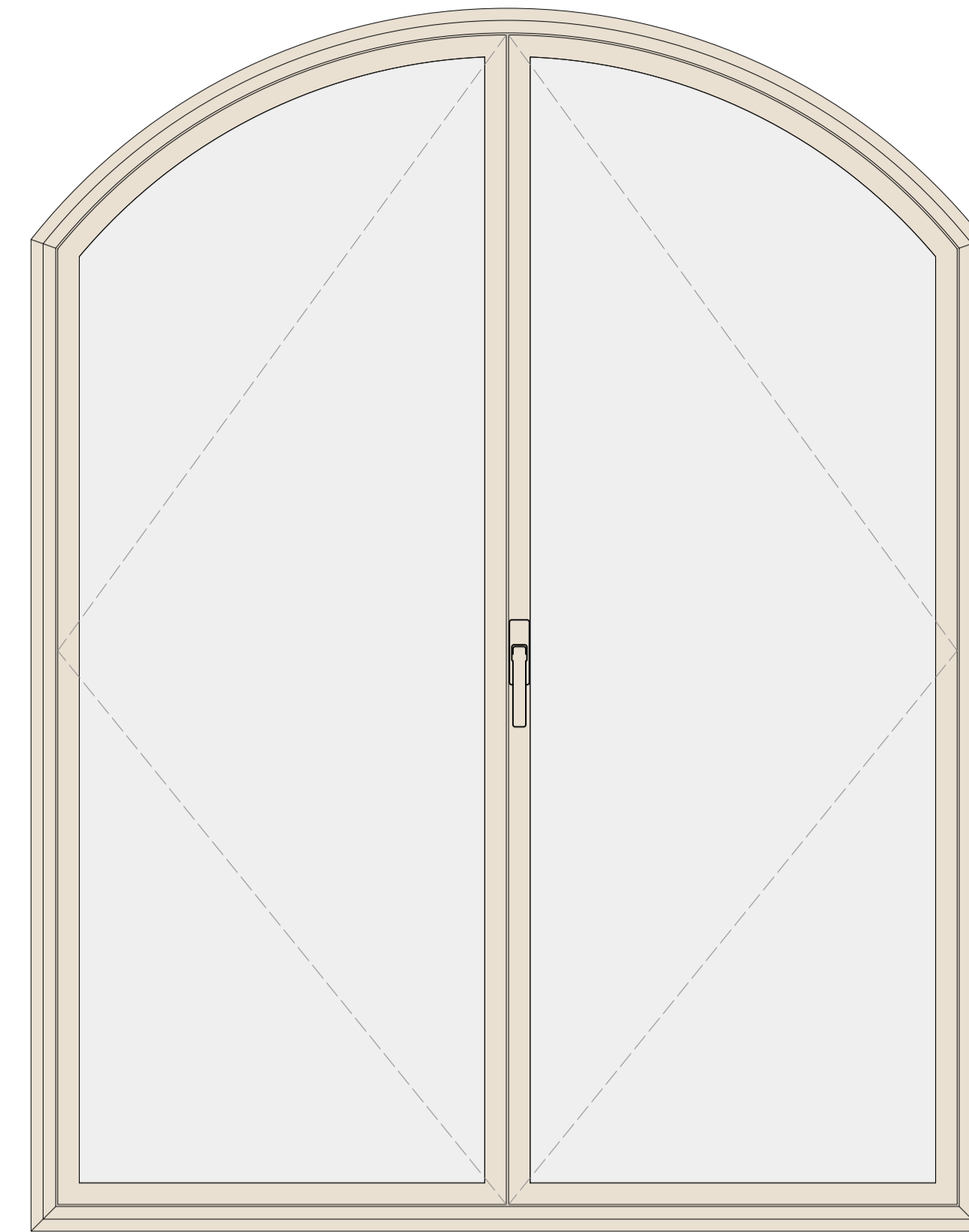
INTERNAL IMAGE



01 EXISTING INTERNAL ELEVATION  
510 Scale: 1:10

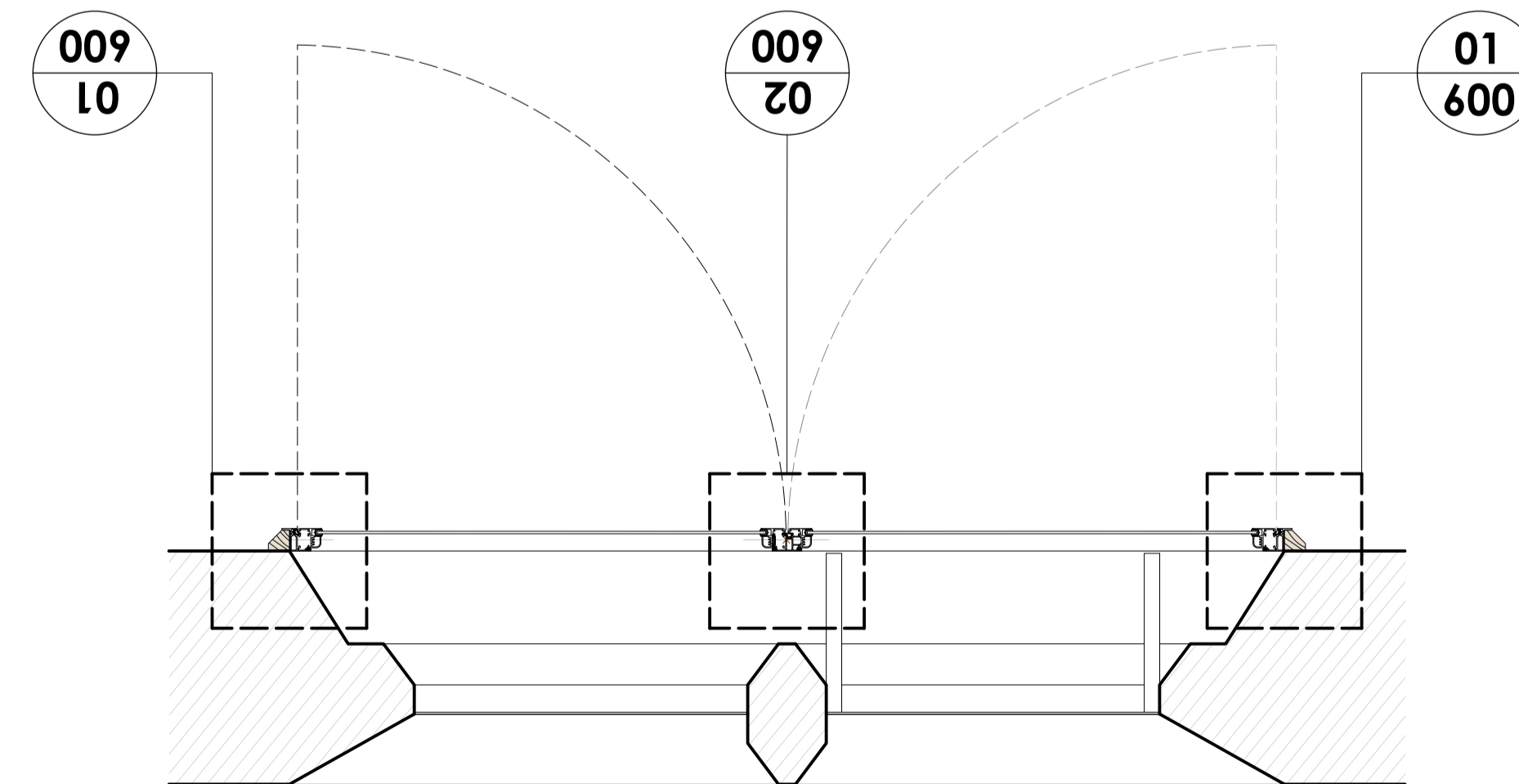


02 PROPOSED WINDOW SECTION  
510 Scale: 1:10



04 SECONDARY GLAZING ELEVATION  
510 Scale: 1:10

<b>Product Type</b>	Hinged Double Casement
<b>Shape</b>	Curved Head
<b>Fixing</b>	Surface Fixed
<b>Material</b>	Aluminium
<b>Coating</b>	Polyester Powder-coated
<b>Colour</b>	RAL 1013, 1015, 9001 to match existing colour of walls
<b>Quantity Required</b>	2 total for W01 & W02



03 PROPOSED WINDOW PLAN  
510 Scale: 1:10

Revisions			
Rev:	Date:	Description:	By:

**NOTE**  
There are 3 options for the windows shown here. They are as follows:

1. Hinged double casement as shown. This would require the memorial in the vestibule to be relocated to allow the units to swing open.
2. Curved head fixed light with 2 pane horizontal slider beneath.
3. Work with an acoustic consultant to provide evidence that the new secondary glazing to be installed to the openings in the Joy Abbott Hall would mitigate the likley noise levels on the surrounding properties. This would then need to be submitted and approved by the LPA.

**NOTE**  
Timber subframe profile TBC.

**NOTE**  
Dimensions indicated may vary slightly across windows of this type. Secondary glazing manufacturer to measure openings on site prior to manufacture. Report any discrepancies immediately to the project manager.

**NOTE**  
Where splayed reveals are present, additional trim to be provided.

**NOTE**  
Design and detail of secondary glazing units subject to input and advice from secondary glazing manufacturer.

DO NOT SCALE THIS DRAWING - USE DIMENSIONS  
The Contractor is to check and verify all dimensions on site before starting work and report any omissions or errors

This drawing is to be read in conjunction with all relevant consultants and specialists drawings

This Drawing is Copyright

This drawing is issued for the sole and exclusive use of the named recipient. Distribution to any third party is on the strict understanding that no liability is accepted by BCR Infinity Architects for any discrepancies, errors or omissions that may be present, and no guarantee is offered as to the accuracy of information shown

bcr·infinity architects  
RIBA Chartered Practice

<b>Cambridge:</b> 1 Wellington street CB1 1HW T: 01223 366717 www.bcr-infinityarchitects.co.uk e: thestudio@bcr-infinityarchitects.co.uk	<b>Bury St Edmunds:</b> 8 Angel Hill IP33 1UZ T: 01284 727710
---	--

Client:  
Sudbury Hive

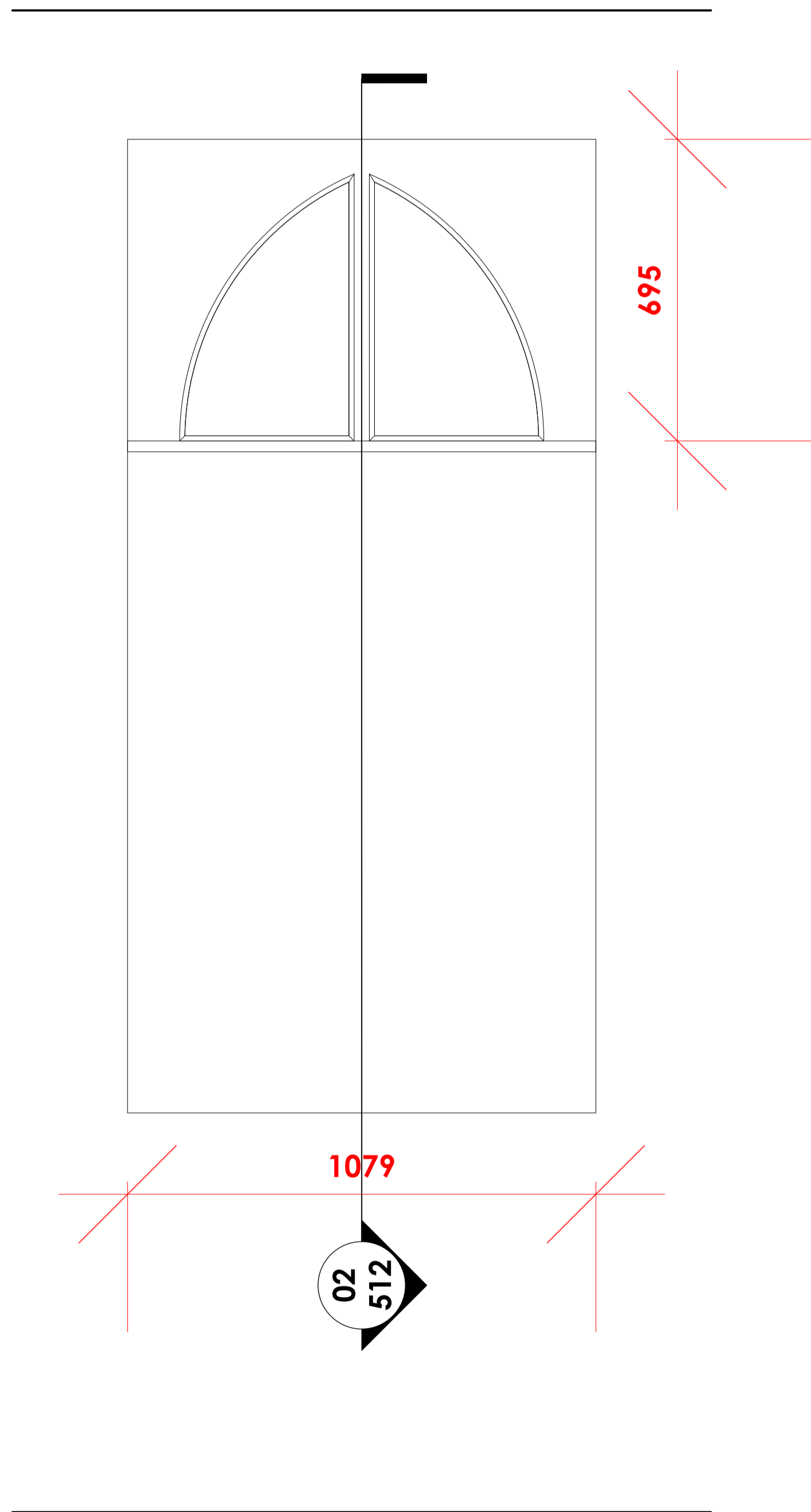
Project:  
United Reform Church  
Conversion to Community Hub  
School Street  
Sudbury

Drawing Title:

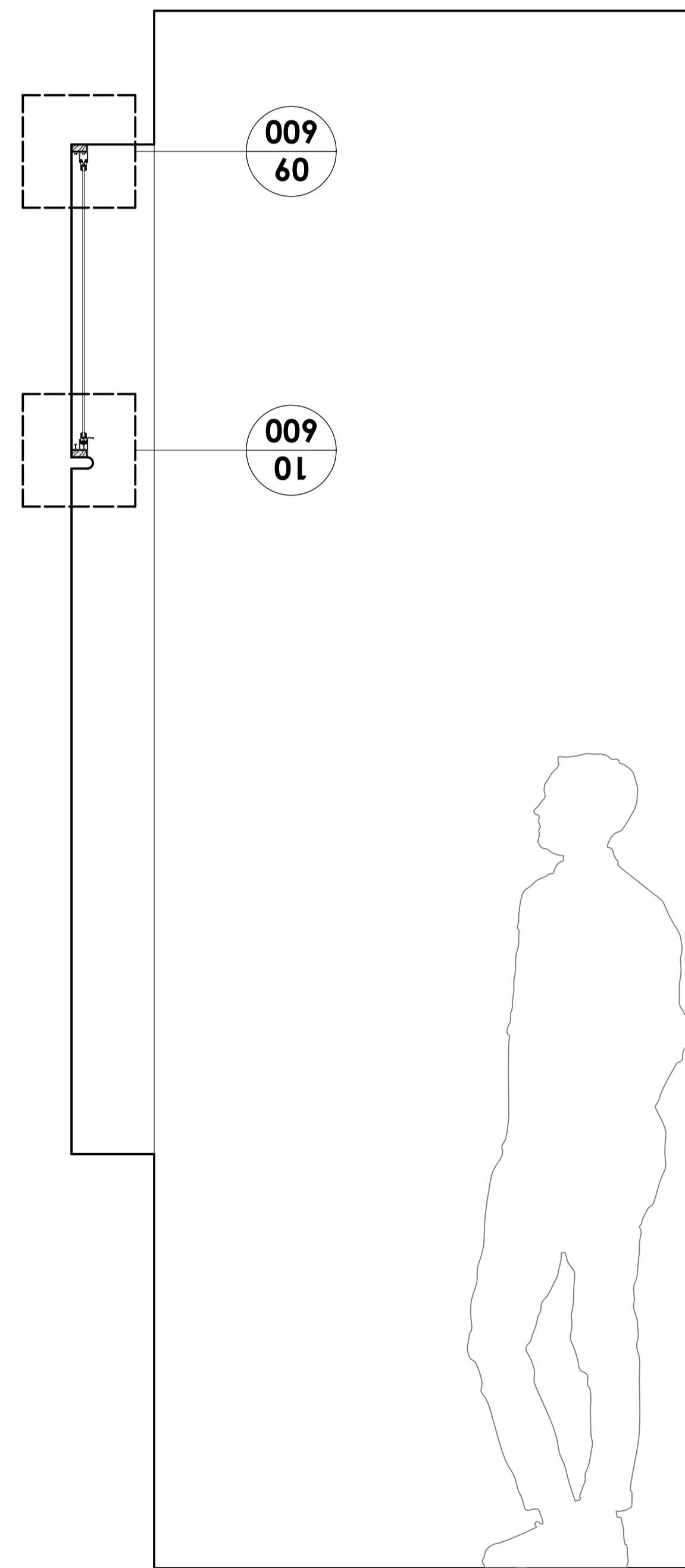
**Proposed Fenestration Details (W01 & W02)**

Project No:	Dwg No:	Rev:	Dwn:	Ckd:
21-096-A:	510	-	JMP	AW
Drawing Status:	Date:	Scale:	A1:	
TECHNICAL	13/06/23	1:10		

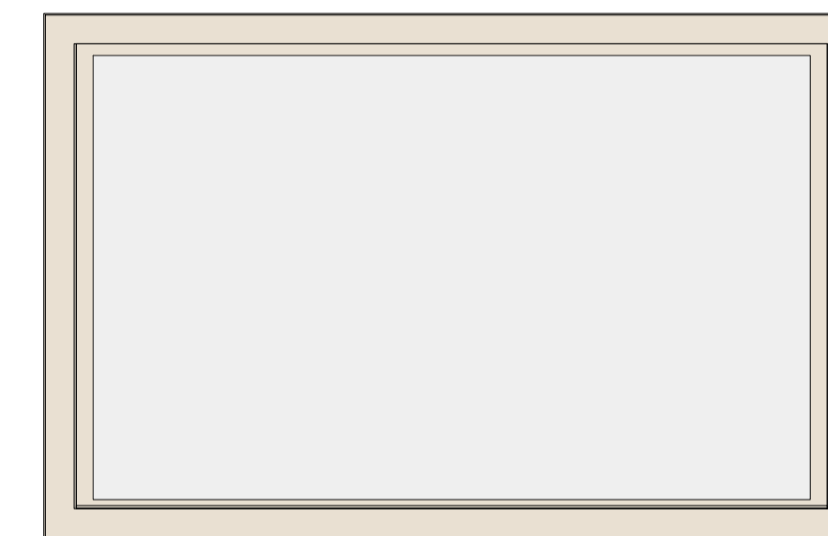
Revisions			
Rev:	Date:	Description:	By:



**01 EXISTING INTERNAL ELEVATION**  
Scale: 1:10



**02 PROPOSED WINDOW SECTION**  
Scale: 1:10



**04 SECONDARY GLAZING ELEVATION**  
Scale: 1:10

**Product Type** Lift out/fixed light  
**Shape** Rectangular  
**Fixing** Face Fixed

**Material** Aluminium  
**Coating** Polyester Powder-coated  
**Colour** RAL 1013, 1015, 9001 to match existing colour of walls

**Quantity Required** 1 required for W13

**NOTE**  
Dimensions indicated may vary slightly across windows of this type. Secondary glazing manufacturer to measure openings on site prior to manufacture. Report any discrepancies immediately to the project manager.

**NOTE**  
Where splayed reveals are present, additional trim to be provided.

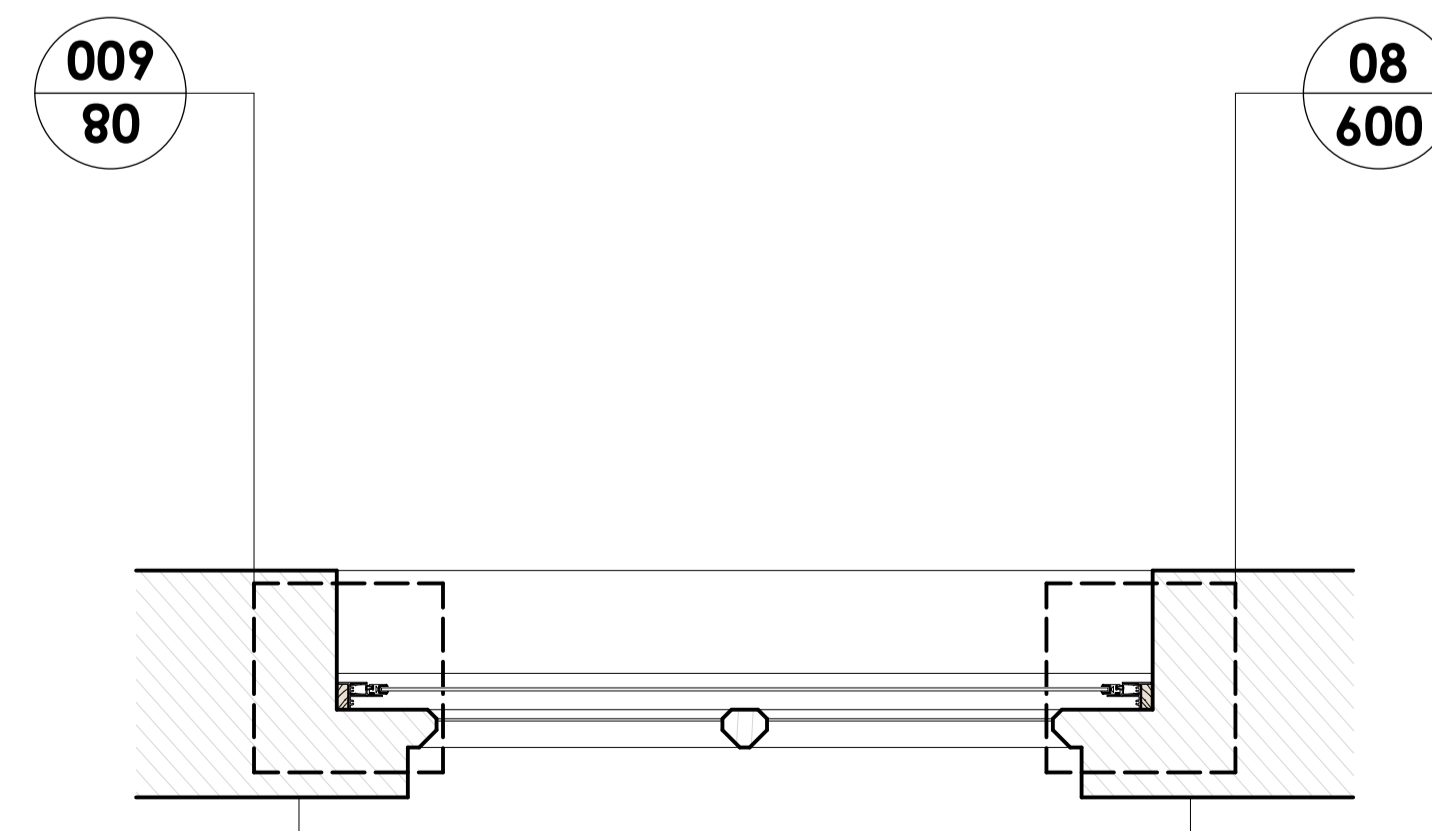
**NOTE**  
Design and detail of secondary glazing units subject to input and advice from secondary glazing manufacturer.

DO NOT SCALE THIS DRAWING - USE DIMENSIONS  
 The Contractor is to check and verify all dimensions on site before starting work and report any omissions or errors

This drawing is to be read in conjunction with all relevant consultants and specialists drawings

This Drawing is Copyright

This drawing is issued for the sole and exclusive use of the named recipient. Distribution to any third party is on the strict understanding that no liability is accepted by BCR Infinity Architects for any discrepancies, errors or omissions that may be present, and no guarantee is offered as to the accuracy of information shown



**03 PROPOSED WINDOW PLAN**  
Scale: 1:10

bcr·infinity architects  
 RIBA Chartered Practice

**Cambridge:** 1 Wellington street  
 CB1 1HW  
 T: 01223 366717  
 e: thestudio@bcr-infinityarchitects.co.uk

**Bury St Edmunds:** 8 Angel Hill  
 IP33 1UZ  
 T: 01284 727710

**Client:**  
Sudbury Hive

**Project:**  
United Reform Church  
Conversion to Community Hub  
School Street  
Sudbury

**Drawing Title:**  
Proposed Fenestration Details (W13)

Project No:	Dwg No:	Rev:	Dwn:	Ckd:
21-096-A	512	-	JMP	AW
Drawing Status:	Date:	Scale:	A1:	
TECHNICAL	14/06/23	1:10		

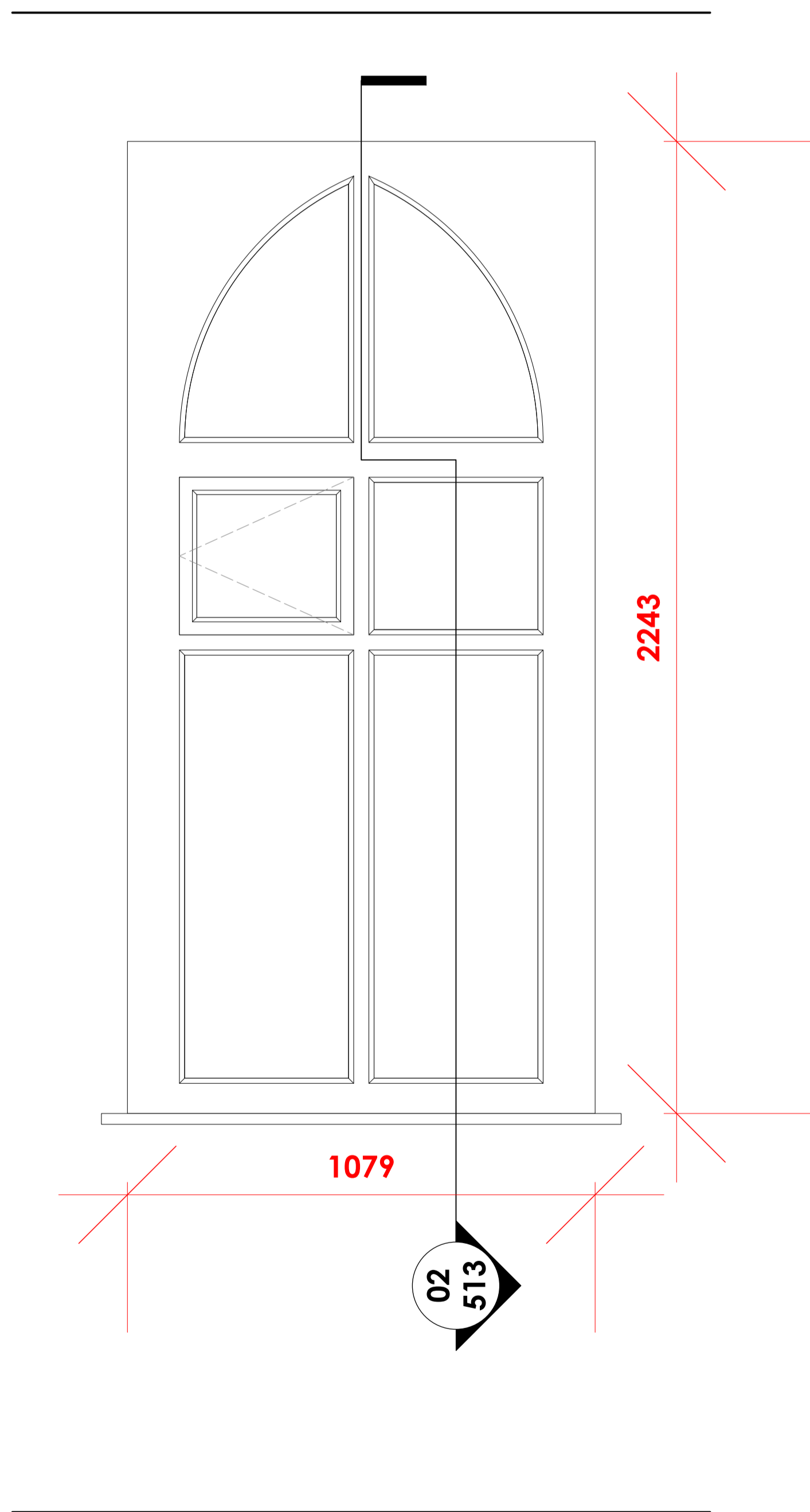


EXTERNAL IMAGE

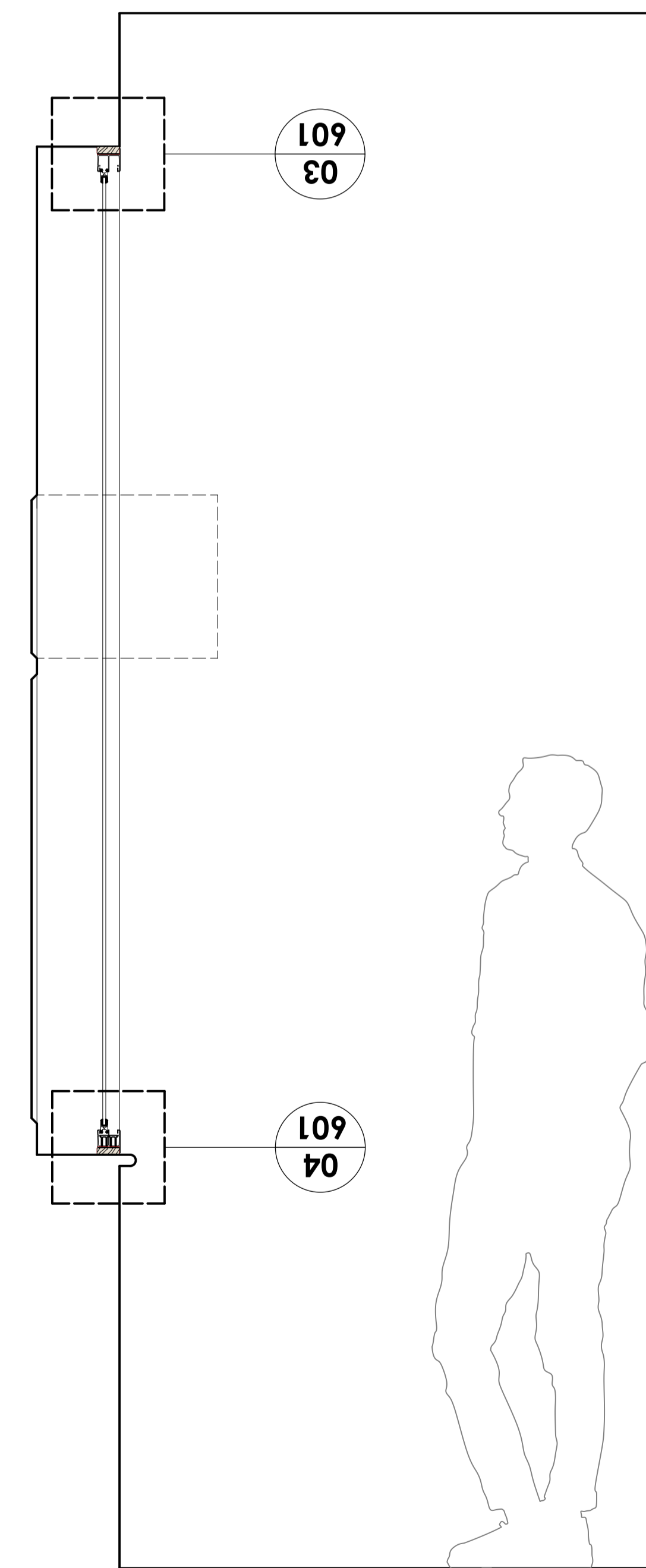


INTERNAL IMAGE

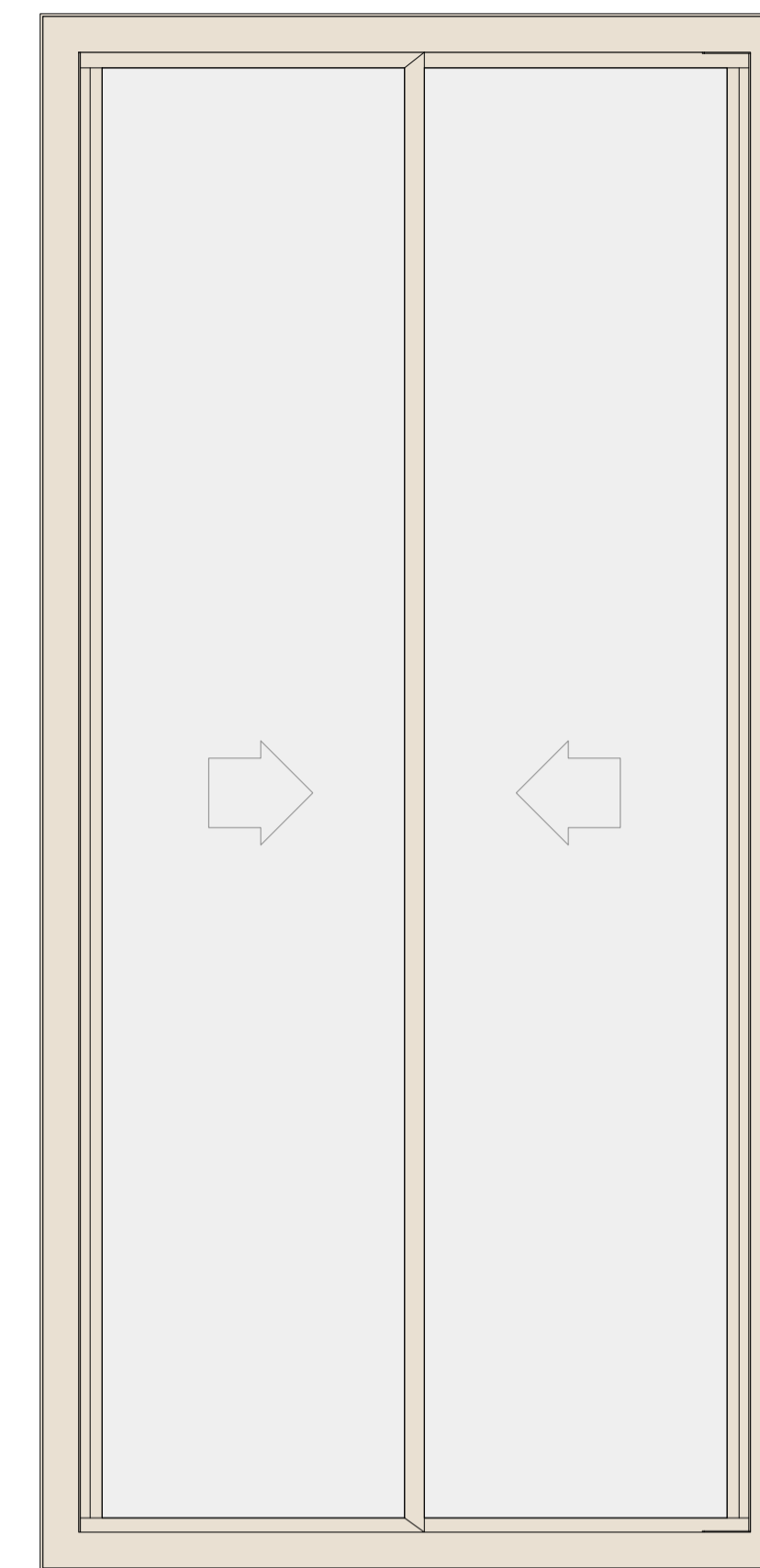
Revisions			
Rev:	Date:	Description:	By:



**01 EXISTING INTERNAL ELEVATION**  
Scale: 1:10



**02 PROPOSED WINDOW SECTION**  
Scale: 1:10



**04 SECONDARY GLAZING ELEVATION**  
Scale: 1:10

<b>Product Type</b>	2 pane horizontal slider
<b>Shape</b>	Rectangular
<b>Fixing</b>	Reveal Fixed
<b>Material</b>	Aluminium
<b>Coating</b>	Polyester Powder-coated
<b>Colour</b>	RAL 1013, 1015, 9001 to match existing colour of walls
<b>Quantity Required</b>	2 total for W14 & W15

**NOTE**  
Dimensions indicated may vary slightly across windows of this type. Secondary glazing manufacturer to measure openings on site prior to manufacture. Report any discrepancies immediately to the project manager.

**NOTE**  
Where splayed reveals are present, additional trim to be provided.

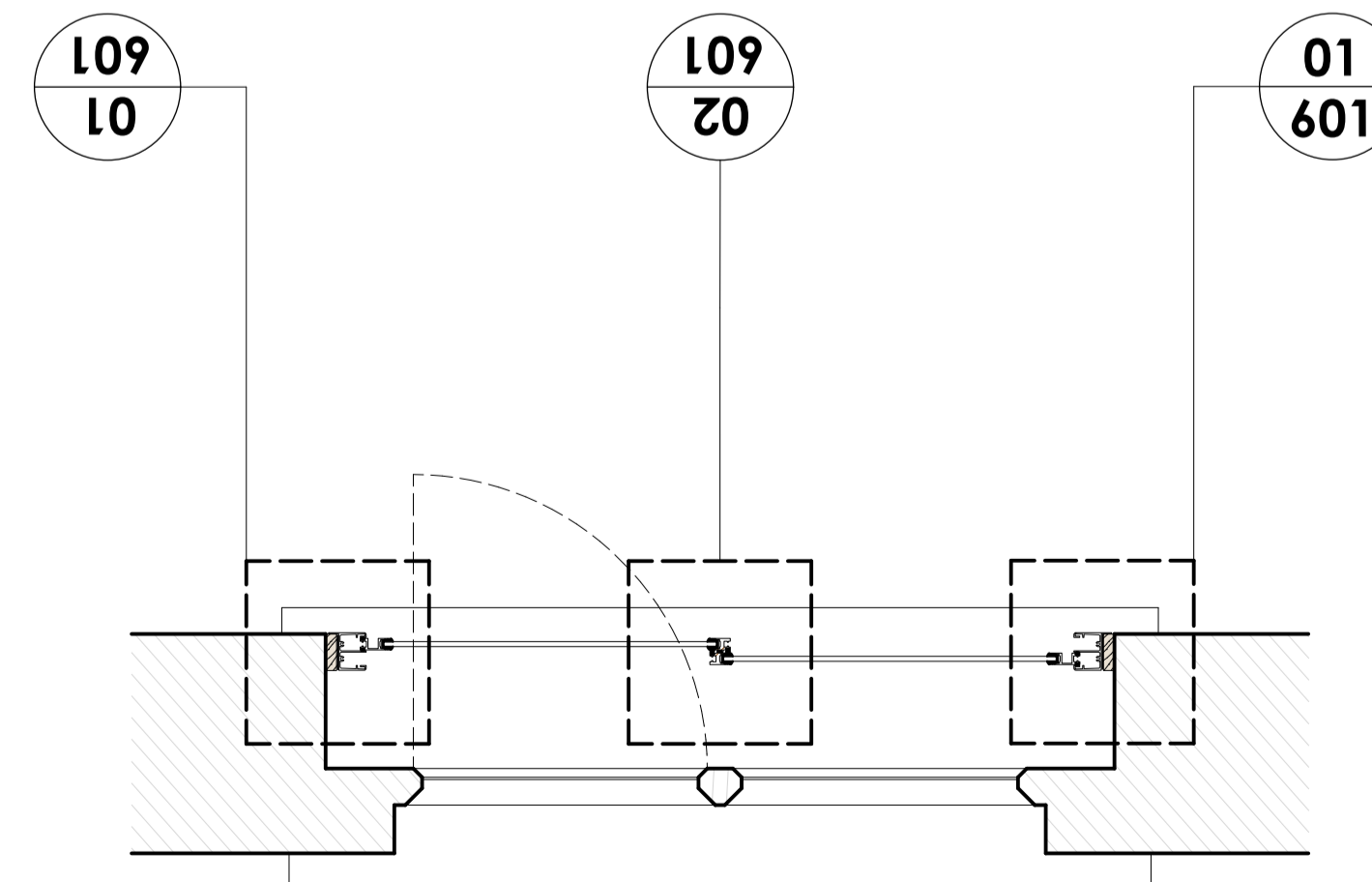
**NOTE**  
Design and detail of secondary glazing units subject to input and advice from secondary glazing manufacturer.

DO NOT SCALE THIS DRAWING - USE DIMENSIONS  
The Contractor is to check and verify all dimensions on site before starting work and report any omissions or errors

This drawing is to be read in conjunction with all relevant consultants and specialists drawings

This Drawing is Copyright

This drawing is issued for the sole and exclusive use of the named recipient. Distribution to any third party is on the strict understanding that no liability is accepted by BCR Infinity Architects for any discrepancies, errors or omissions that may be present, and no guarantee is offered as to the accuracy of information shown



**03 PROPOSED WINDOW PLAN**  
Scale: 1:10

bcr·infinity architects  
RIBA #  
Chartered Practice

Cambridge: 1 Wellington street  
CB1 1HW  
T: 01223 366717  
e: thestudio@bcr-infinityarchitects.co.uk

Bury St Edmunds: 8 Angel Hill  
IP33 1UZ  
T: 01284 727710

Client:  
Sudbury Hive

Project:  
United Reform Church  
Conversion to Community Hub  
School Street  
Sudbury

Drawing Title:

**Proposed Fenestration Details (W14 & W15)**

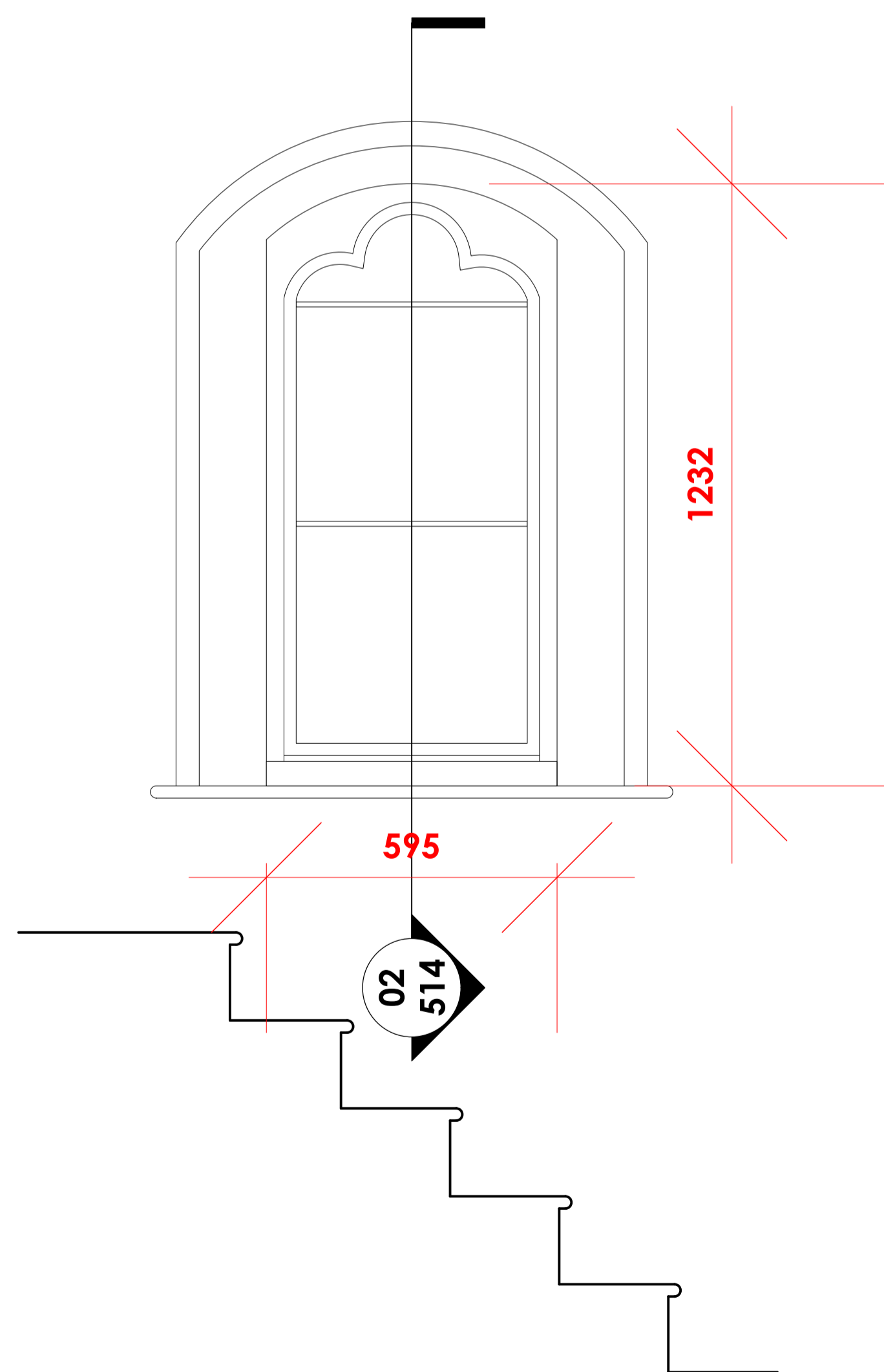
Project No: <b>21-096-A</b>	Dwg No: 513	Rev: -	Dwn: JMP	Ckd: AW
Drawing Status: TECHNICAL	Date: 14/06/23	Scale@A1: 1:10		



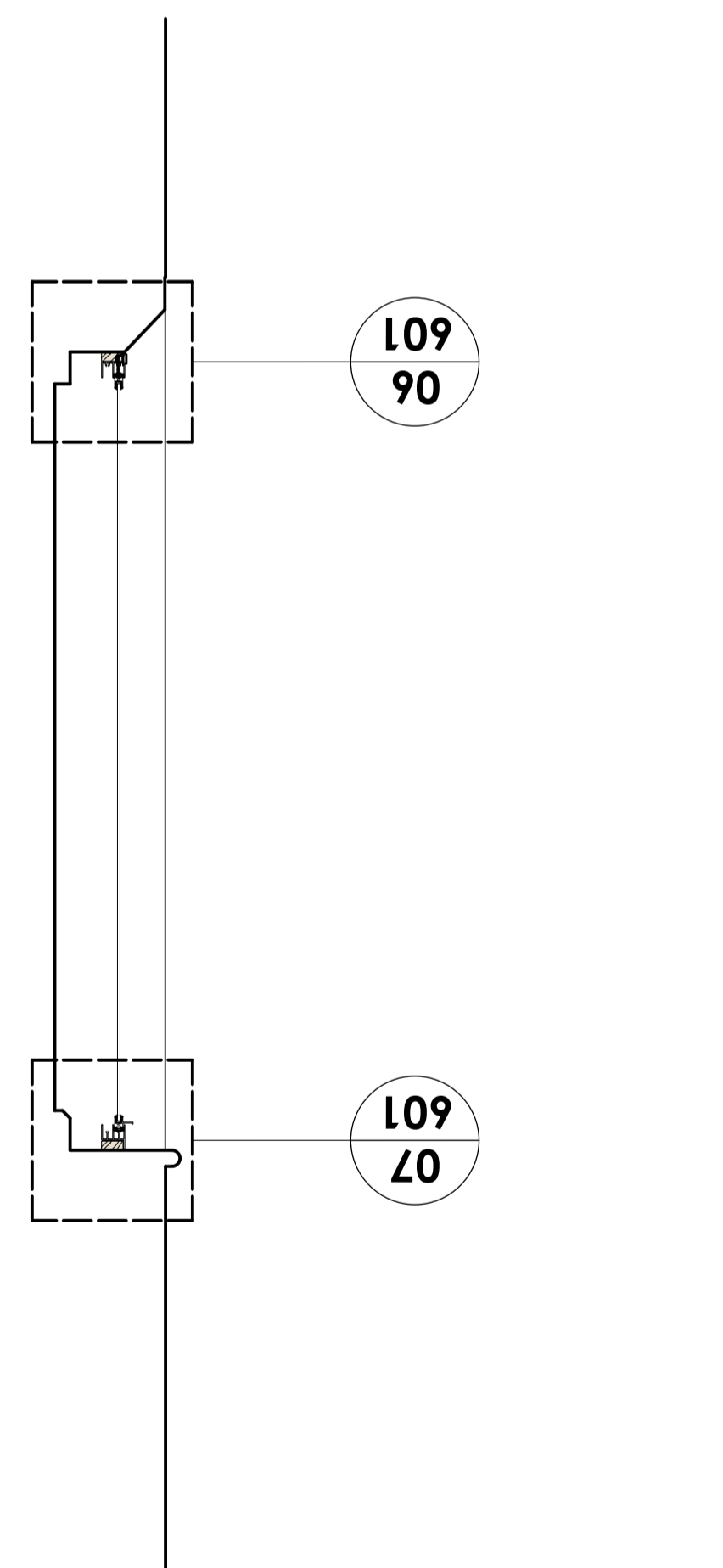
EXTERNAL IMAGE

INTERNAL IMAGE


Revisions			
Rev:	Date:	Description:	By:



**01**  
**514** EXISTING INTERNAL ELEVATION  
Scale: 1:10



**02**  
**514** PROPOSED WINDOW SECTION  
Scale: 1:10



**04**  
**514** SECONDARY GLAZING ELEVATION  
Scale: 1:10

<b>Product Type</b>	Lift out/fixed light
<b>Shape</b>	Curved Head
<b>Fixing</b>	Reveal Fixed
<b>Material</b>	Aluminium
<b>Coating</b>	Polyester Powder-coated
<b>Colour</b>	RAL 1013, 1015, 9001 to match existing colour of walls
<b>Quantity Required</b>	2 total for W26 & W33

**NOTE**  
The windows shown here may not require secondary glazing if evidence can be provided by acoustic consultant that with the new secondary glazed to be installed to the Joy Abbott Hall, the likely noise levels would be mitigated to the surrounding properties. This would also need to be agreed and approved by the LPA.

**NOTE**  
Dimensions indicated may vary slightly across windows of this type. Secondary glazing manufacturer to measure openings on site prior to manufacture. Report any discrepancies immediately to the project manager.

**NOTE**  
Where splayed reveals are present, additional trim to be provided.

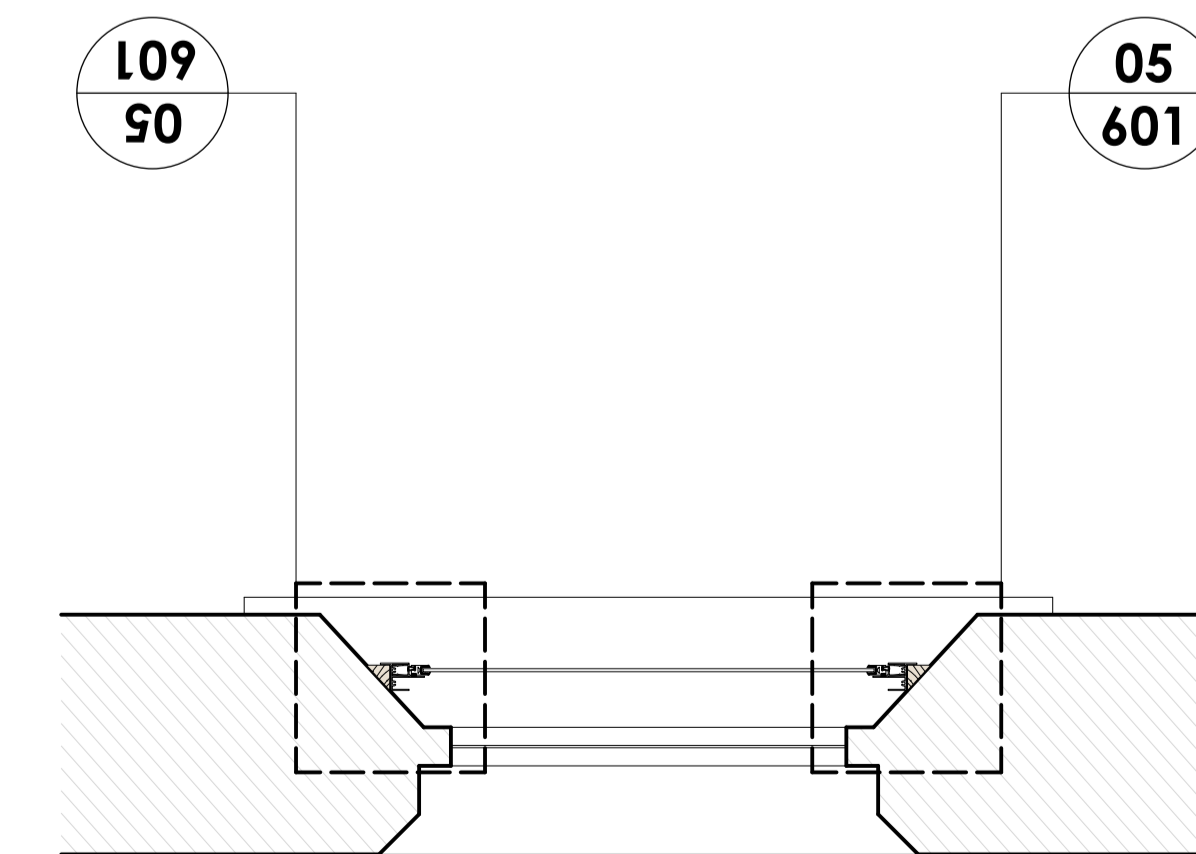
**NOTE**  
Design and detail of secondary glazing units subject to input and advice from secondary glazing manufacturer.

DO NOT SCALE THIS DRAWING - USE DIMENSIONS  
The Contractor is to check and verify all dimensions on site before starting work and report any omissions or errors

This drawing is to be read in conjunction with all relevant consultants and specialists drawings

This Drawing is Copyright

This drawing is issued for the sole and exclusive use of the named recipient. Distribution to any third party is on the strict understanding that no liability is accepted by BCR Infinity Architects for any discrepancies, errors or omissions that may be present, and no guarantee is offered as to the accuracy of information shown



**03**  
**514** PROPOSED WINDOW PLAN  
Scale: 1:10

**bcr·infinity architects**  
RIBA Chartered Practice

**Cambridge:**  
1 Wellington street  
CB1 1HW  
T: 01223 366717  
e: thestudio@bcr-infinityarchitects.co.uk

**Bury St Edmunds:**  
8 Angel Hill  
IP33 1UZ  
T: 01284 727710  
e: thestudio@bcr-infinityarchitects.co.uk

**Client:**  
Sudbury Hive

**Project:**  
United Reform Church  
Conversion to Community Hub  
School Street  
Sudbury

**Drawing Title:**  
Proposed Fenestration Details (W26 & W33)

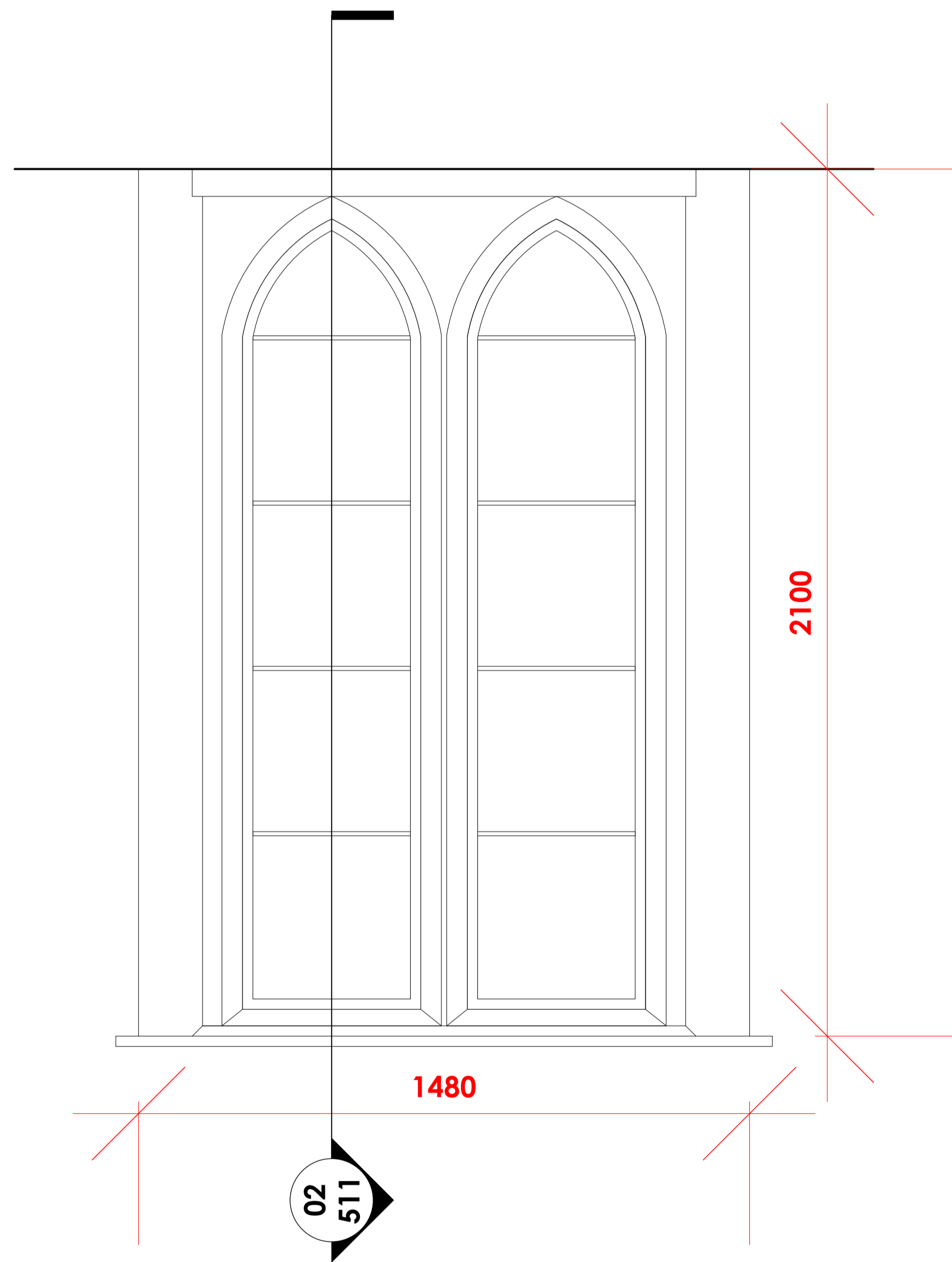
Project No: <b>21-096-A</b>	Dwg No: S14	Rev: -	Dwn: JMP	Ckd: AW
Drawing Status: TECHNICAL	Date: 15/06/23	Scale@A1: 1:10		



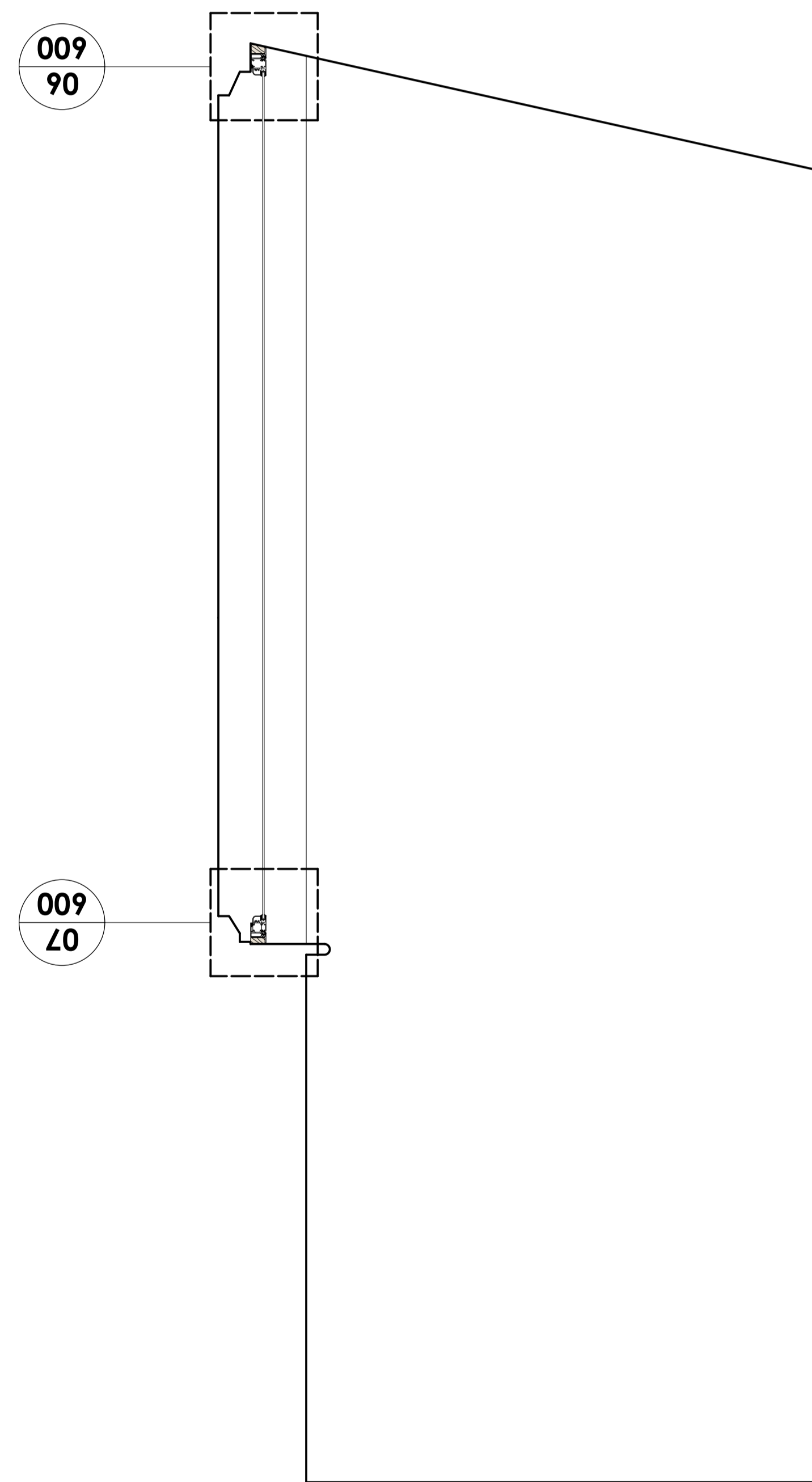
EXTERNAL IMAGE




INTERNAL IMAGE



01 EXISTING INTERNAL ELEVATION  
511 Scale: 1:10



02 PROPOSED WINDOW SECTION  
511 Scale: 1:10

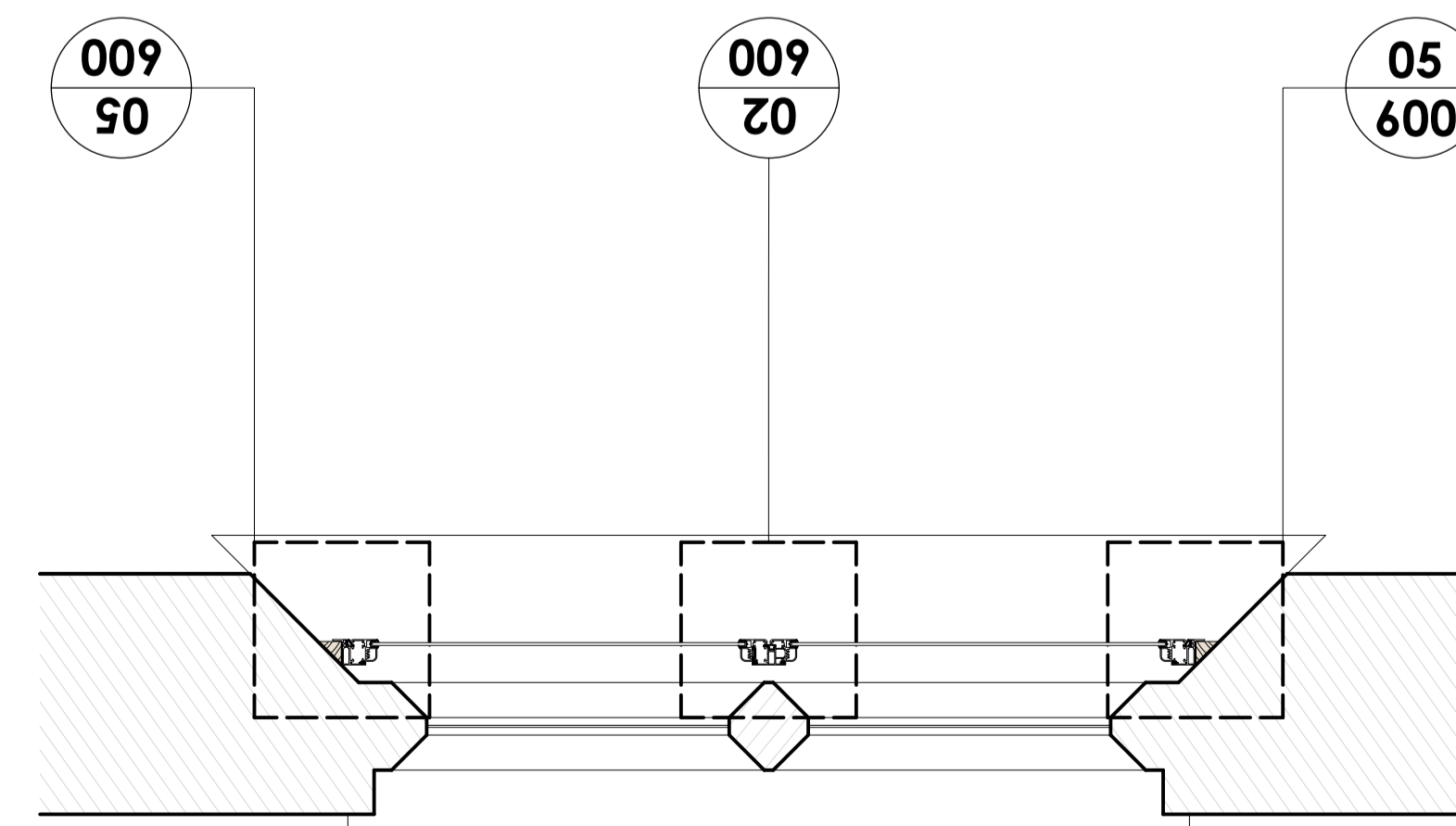


04 SECONDARY GLAZING ELEVATION  
511 Scale: 1:10

**Product Type** Lift out/fix light  
**Shape** Rectangular  
**Fixing** Face Fixed

**Material** Aluminium  
**Coating** Polyester Powder-coated  
**Colour** RAL 1013, 1015, 9001 to match existing colour of walls

**Quantity Required** 6 total for windows W03 to W08



03 PROPOSED WINDOW PLAN  
511 Scale: 1:10

Revisions			
Rev:	Date:	Description:	By:

**NOTE**  
 Dimensions indicated may vary slightly across windows of this type. Secondary glazing manufacturer to measure openings on site prior to manufacture. Report any discrepancies immediately to the project manager.

**NOTE**  
 Where played reveals are present, additional trim to be provided.

**NOTE**  
 Design and detail of secondary glazing units subject to input and advice from secondary glazing manufacturer.

DO NOT SCALE THIS DRAWING - USE DIMENSIONS  
 The Contractor is to check and verify all dimensions on site before starting work and report any omissions or errors

This drawing is to be read in conjunction with all relevant consultants and specialists drawings

This Drawing is Copyright

This drawing is issued for the sole and exclusive use of the named recipient. Distribution to any third party is on the strict understanding that no liability is accepted by BCR Infinity Architects for any discrepancies, errors or omissions that may be present, and no guarantee is offered as to the accuracy of information shown

**bcr·infinity architects**  
 RIBA #  
 Chartered Practice

**Cambridge:**  
 1 Wellington street  
 CB1 1HW  
 T: 01223 366717  
 www.bcr-infinityarchitects.co.uk  
 e: thestudio@bcr-infinityarchitects.co.uk

**Bury St Edmunds:**  
 8 Angel Hill  
 IP33 1UZ  
 T: 01284 727710

Client:  
 Sudbury Hive

Project:  
 United Reform Church  
 Conversion to Community Hub  
 School Street  
 Sudbury

Drawing Title:  
**Proposed Fenestration Details (W03-W08)**

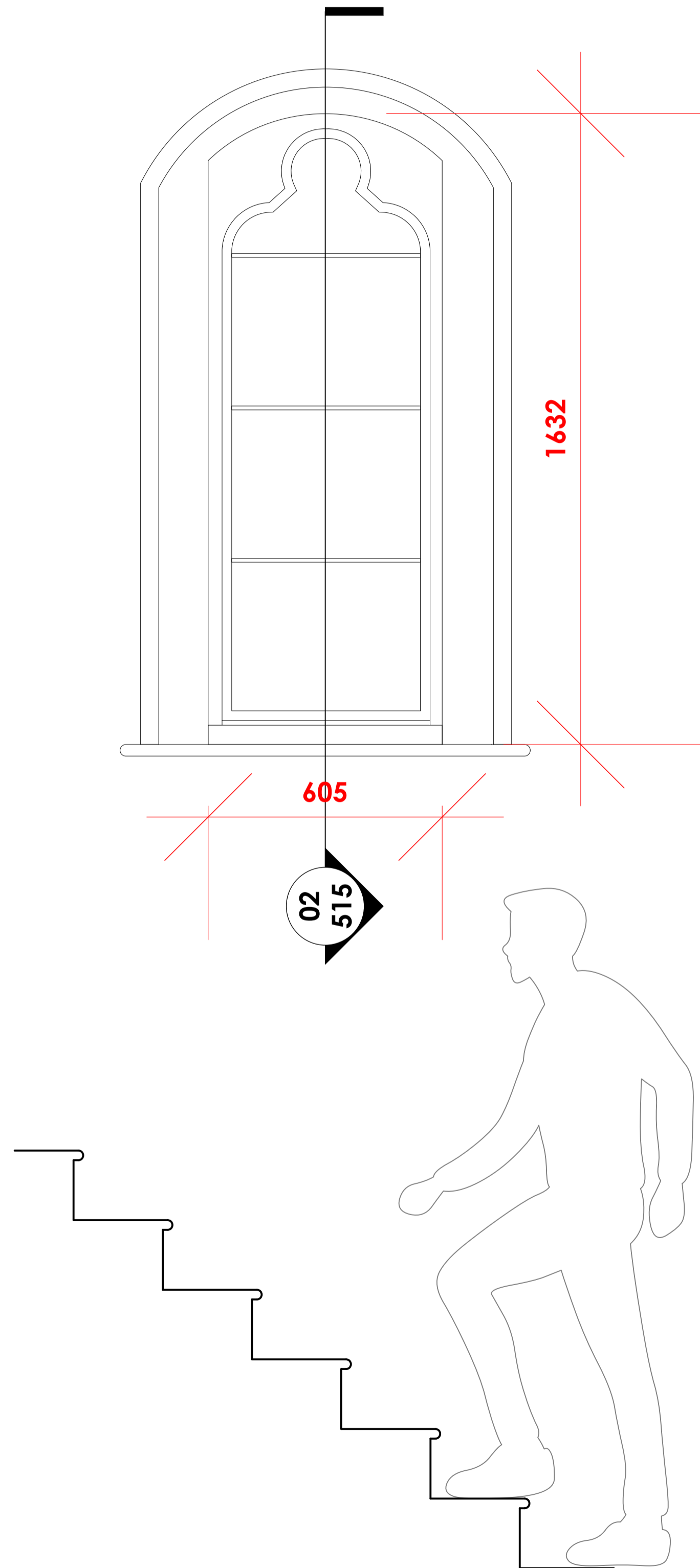
Project No: 21-096-A	Dwg No: 511	Rev: -	Dwn: JMP	Ckd: AW
Drawing Status: TECHNICAL	Date: 13/06/23	Scale: @A1: 1:10		



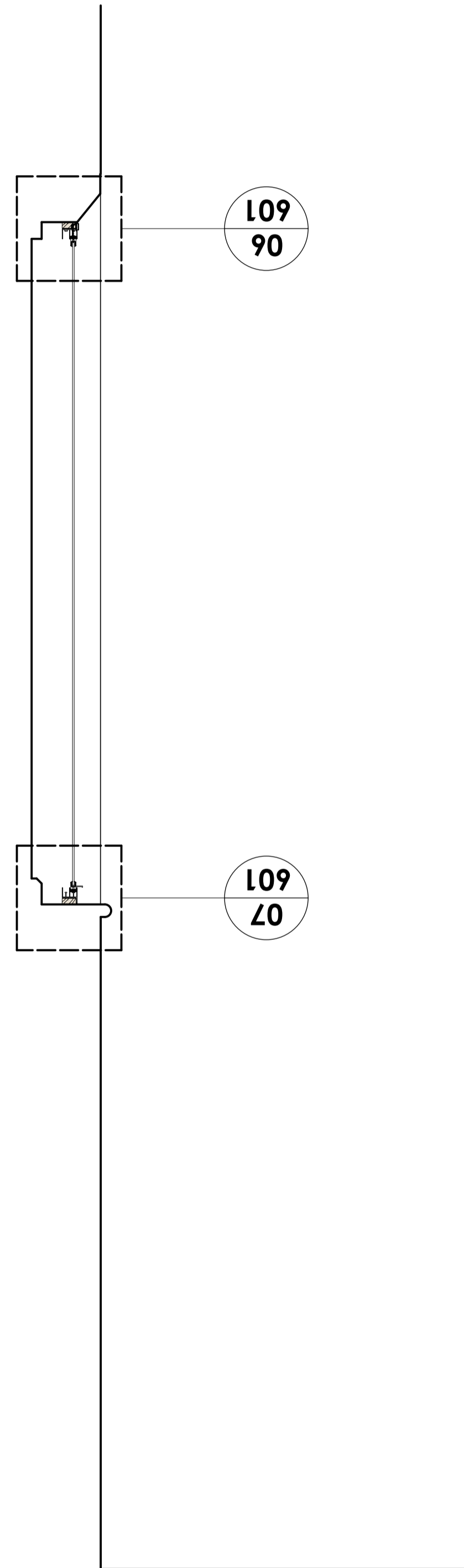
EXTERNAL IMAGE



INTERNAL IMAGE



**01** EXISTING INTERNAL ELEVATION  
Scale: 1:10

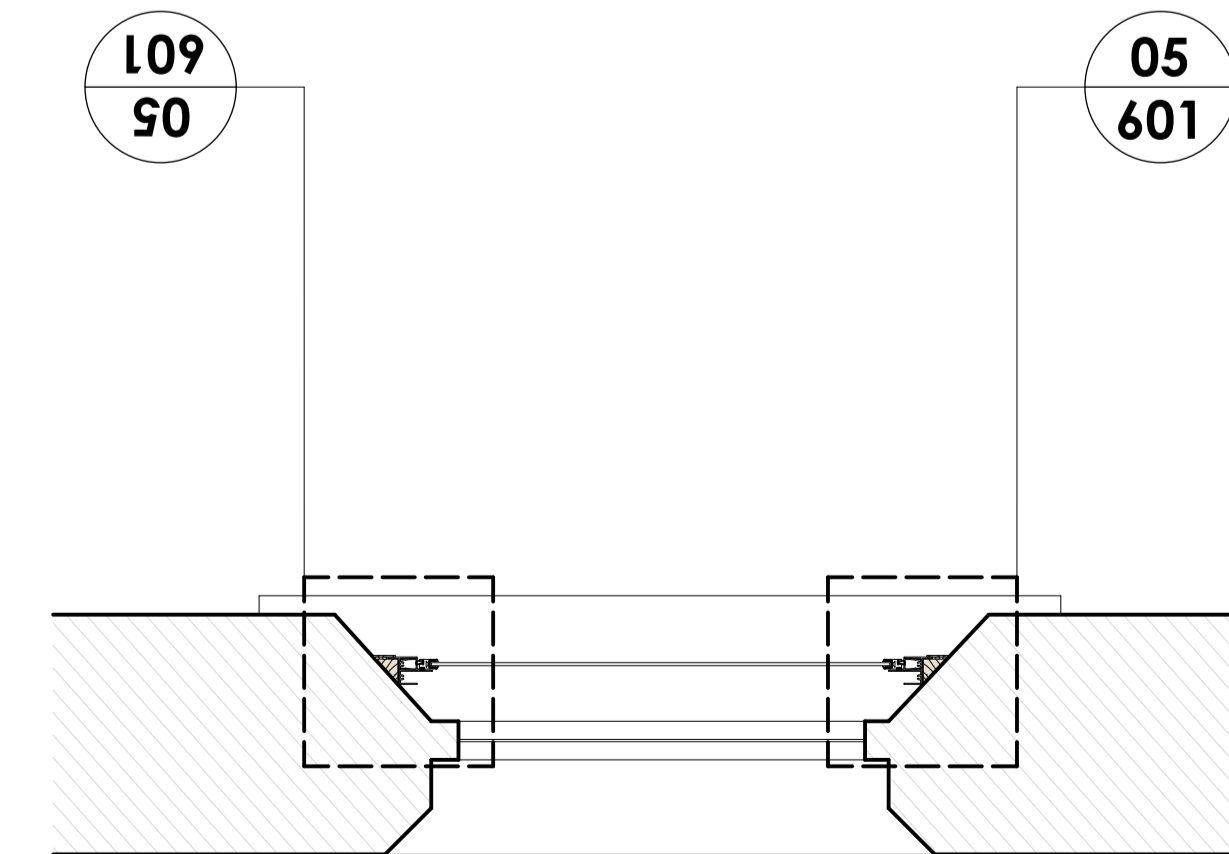


**02** PROPOSED WINDOW SECTION  
Scale: 1:10



**04** SECONDARY GLAZING ELEVATION  
Scale: 1:10

<b>Product Type</b>	Lift out/fixed light
<b>Shape</b>	Curved Head
<b>Fixing</b>	Reveal Fixed
<b>Material</b>	Aluminium
<b>Coating</b>	Polyester Powder-coated
<b>Colour</b>	RAL 1013, 1015, 9001 to match existing colour of walls
<b>Quantity Required</b>	3 total for W23, W34 & W35



**03** PROPOSED WINDOW PLAN  
Scale: 1:10

Revisions			
Rev:	Date:	Description:	By:

**NOTE**  
The windows shown here may not require secondary glazing if evidence can be provided by acoustic consultant that with the new secondary glazed to be installed to the Joy Abbott Hall, the likely noise levels would be mitigated to the surrounding properties. This would also need to be agreed and approved by the LPA.

**NOTE**  
Dimensions indicated may vary slightly across windows of this type. Secondary glazing manufacturer to measure openings on site prior to manufacture. Report any discrepancies immediately to the project manager.

**NOTE**  
Where splayed reveals are present, additional trim to be provided.

**NOTE**  
Design and detail of secondary glazing units subject to input and advice from secondary glazing manufacturer.

DO NOT SCALE THIS DRAWING - USE DIMENSIONS  
The Contractor is to check and verify all dimensions on site before starting work and report any omissions or errors

This drawing is to be read in conjunction with all relevant consultants and specialists drawings

This Drawing is Copyright

This drawing is issued for the sole and exclusive use of the named recipient. Distribution to any third party is on the strict understanding that no liability is accepted by BCR Infinity Architects for any discrepancies, errors or omissions that may be present, and no guarantee is offered as to the accuracy of information shown

**bcr·infinity** architects  
RIBA Chartered Practice

**Cambridge:**  
1 Wellington street  
CB1 1HW  
T: 01223 366717  
www.bcr-infinityarchitects.co.uk  
e: thestudio@bcr-infinityarchitects.co.uk

**Bury St Edmunds:**  
8 Angel Hill  
IP33 1UZ  
T: 01284 727710

Client:  
Sudbury Hive

Project:  
United Reform Church  
Conversion to Community Hub  
School Street  
Sudbury

Drawing Title:  
**Proposed Fenestration Details (W23 W34 W35)**

Project No: 21-096-A	Dwg No: 515	Rev: -	Dwn: JMP	Ckd: AW
Drawing Status: TECHNICAL	Date: 15/06/23	Scale@A1: 1:10		

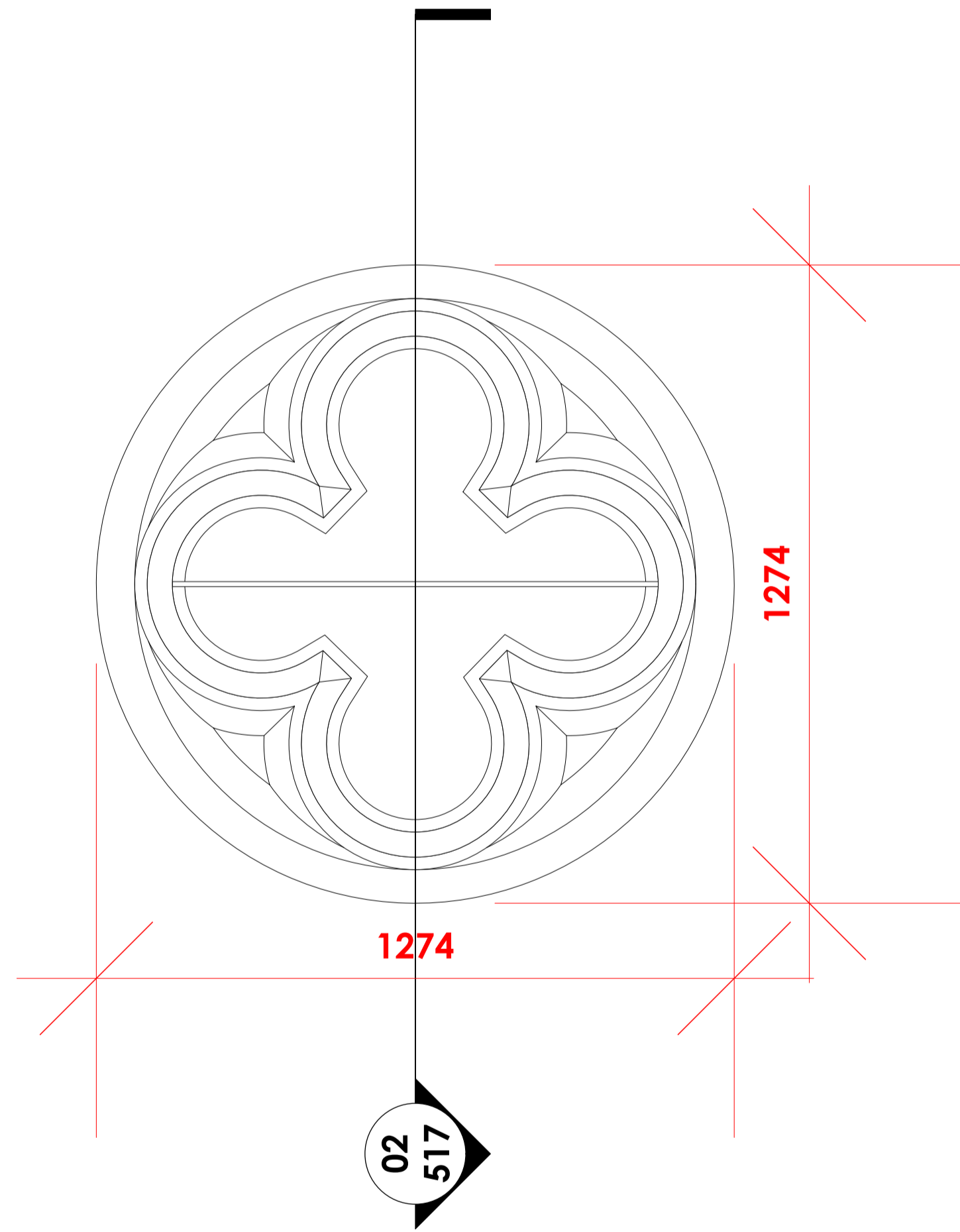


EXTERNAL IMAGE




INTERNAL IMAGE


Revisions			
Rev:	Date:	Description:	By:



01 EXISTING INTERNAL ELEVATION  
517 Scale: 1:10



02 PROPOSED WINDOW SECTION  
517 Scale: 1:10



04 SECONDARY GLAZING ELEVATION  
517 Scale: 1:10

<b>Product Type</b>	Lift out/fixed light
<b>Shape</b>	Circular
<b>Fixing</b>	Face Fixed
<b>Material</b>	Aluminium
<b>Coating</b>	Polyester Powder-coated
<b>Colour</b>	RAL 1013, 1015, 9001 to match existing colour of walls
<b>Quantity Required</b>	2 total for W24 & W25

**NOTE**  
The windows shown here may not require secondary glazing if evidence can be provided by acoustic consultant that with the new secondary glazed to be installed to the Joy Abbott Hall, the likely noise levels would be mitigated to the surrounding properties. This would also need to be agreed and approved by the LPA.

**NOTE**  
Timber subframe profile TBC.

**NOTE**  
Dimensions indicated may vary slightly across windows of this type. Secondary glazing manufacturer to measure openings on site prior to manufacture. Report any discrepancies immediately to the project manager.

**NOTE**  
Where splayed reveals are present, additional trim to be provided.

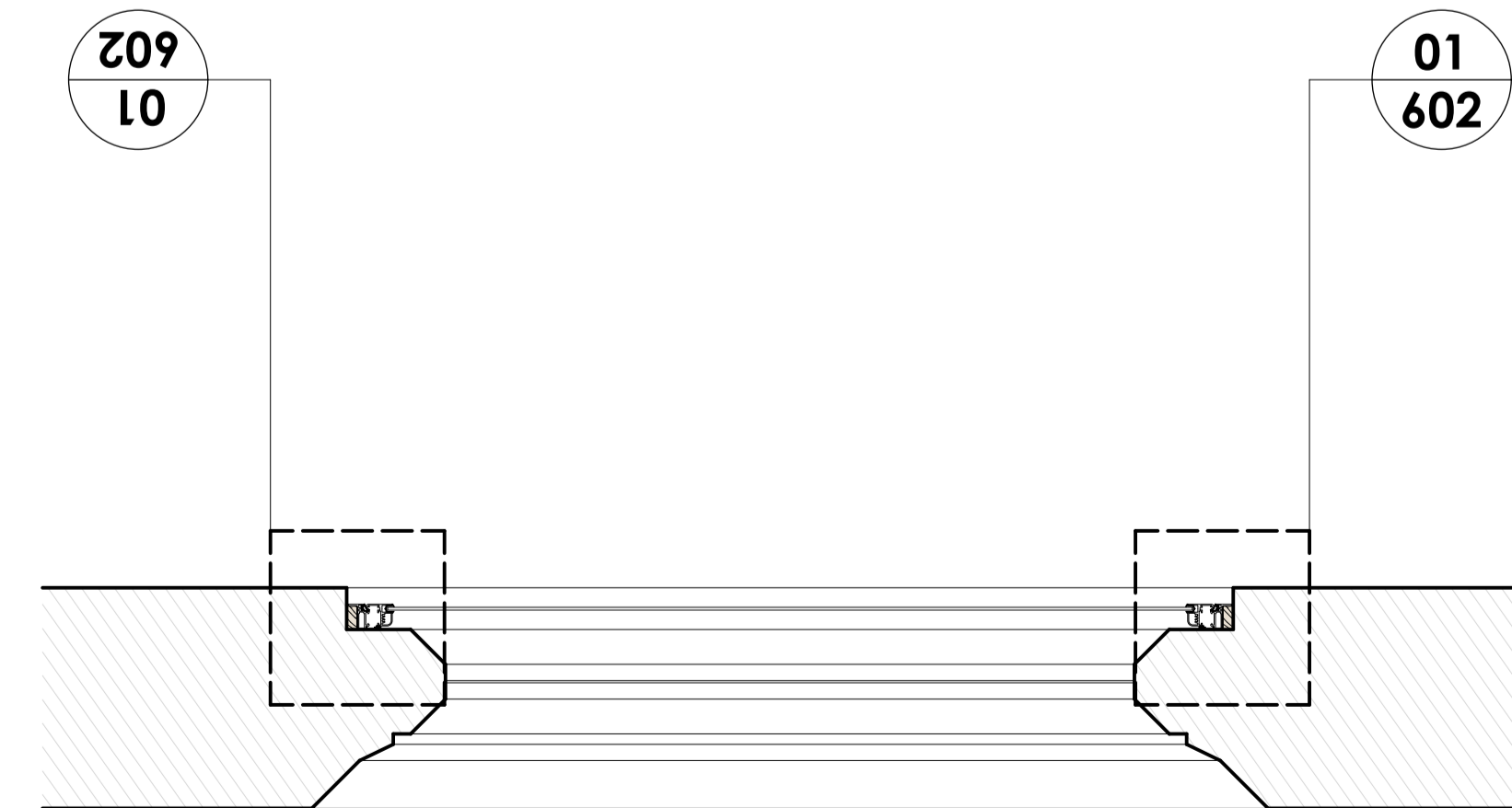
**NOTE**  
Design and detail of secondary glazing units subject to input and advice from secondary glazing manufacturer.

DO NOT SCALE THIS DRAWING - USE DIMENSIONS  
The Contractor is to check and verify all dimensions on site before starting work and report any omissions or errors

This drawing is to be read in conjunction with all relevant consultants and specialists drawings

This Drawing is Copyright

This drawing is issued for the sole and exclusive use of the named recipient. Distribution to any third party is on the strict understanding that no liability is accepted by BCR Infinity Architects for any discrepancies, errors or omissions that may be present, and no guarantee is offered as to the accuracy of information shown



03 PROPOSED WINDOW PLAN  
517 Scale: 1:10

**bcr·infinity** architects  
RIBA Chartered Practice

**Cambridge:**  
1 Wellington street  
CB1 1HW  
T: 01223 366717  
e: thestudio@bcr-infinityarchitects.co.uk

**Bury St Edmunds:**  
8 Angel Hill  
IP33 1UZ  
T: 01284 727710

Client:  
Sudbury Hive


Project:  
United Reform Church  
Conversion to Community Hub  
School Street  
Sudbury

Drawing Title:  
**Proposed Fenestration Details (W24 & W25)**

Project No: 21-096-A:	Dwg No: 517	Rev: -	Dwn: JMP	Ckd: AW
Drawing Status: TECHNICAL	Date: 16/06/23	Scale@A1: 1:10		



5478



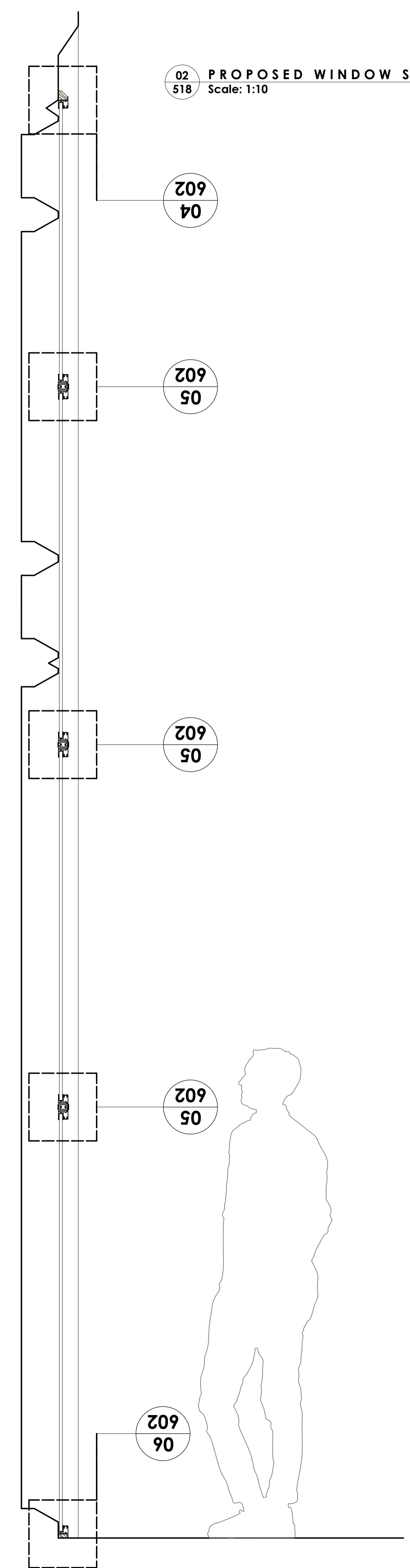
01 EXISTING INTERNAL ELEVATION  
518 Scale: 1:10

existing metalwork to be removed

23.vwx

3630

02 PROPOSED WINDOW SECTION  
518 Scale: 1:10



Revisions			
Rev:	Date:	Description:	By:

**NOTE**  
Timber subframe profile TBC.

**NOTE**  
Dimensions indicated may vary slightly across windows of this type. Secondary glazing manufacturer to measure openings on site prior to manufacture. Report any discrepancies immediately to the project manager.

**NOTE**  
Where splayed reveals are present, additional trim to be provided.

**NOTE**  
Design and detail of secondary glazing units subject to input and advice from secondary glazing manufacturer.

DO NOT SCALE THIS DRAWING - USE DIMENSIONS  
The Contractor is to check and verify all dimensions on site before starting work and report any omissions or errors

This drawing is to be read in conjunction with all relevant consultants and specialists drawings

This Drawing is Copyright

This drawing is issued for the sole and exclusive use of the named recipient. Distribution to any third party is on the strict understanding that no liability is accepted by BCR Infinity Architects for any discrepancies, errors or omissions that may be present, and no guarantee is offered as to the accuracy of information shown

bcr·infinity architects  
 RIBA Chartered Practice

**Cambridge:**  
 1 Wellington street  
 CB1 1HW  
 T: 01223 366717  
 www.bcr-infinityarchitects.co.uk  
 e: thestudio@bcr-infinityarchitects.co.uk

**Bury St Edmunds:**  
 8 Angel Hill  
 IP33 1UZ  
 T: 01284 727710

Client:  
 Sudbury Hive

Project:  
 United Reform Church  
 Conversion to Community Hub  
 School Street  
 Sudbury

Drawing Title:  
**Extg. Elevation & Prop. Section (W36-Sheet 1)**

Project No: 21-096-A	Dwg No: 518	Rev: -	Dwn: JMP	Ckd: AW
Drawing Status: TECHNICAL	Date: 20/06/23	Scale@A1: 1:10		

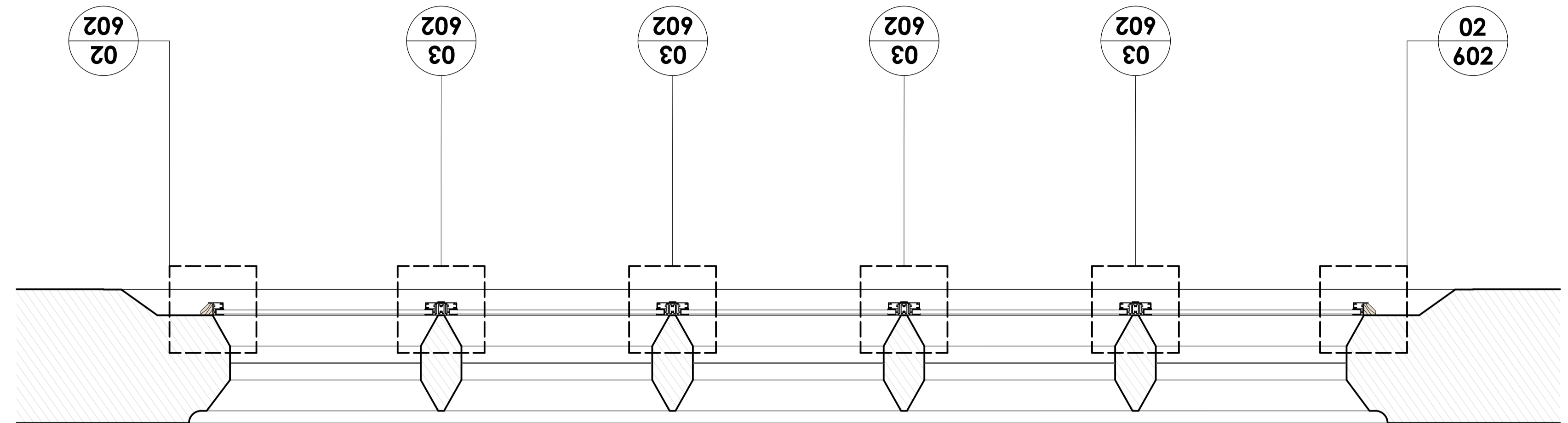

**02 SECONDARY GLAZING ELEVATION**  
519 Scale: 1:10

**Product Type** Lift out/fix light  
**Shape** Custom  
**Fixing** Surface Fixed

**Material** Aluminium  
**Coating** Polyester Powder-coated  
**Colour** RAL 1013, 1015, 9001  
to match existing colour of stone

**Quantity Required** 1 for window W36

Revisions			
Rev:	Date:	Description:	By:



**01 PROPOSED WINDOW PLAN**  
519 Scale: 1:10



EXTERNAL IMAGE



INTERNAL IMAGE

**NOTE**  
Timber subframe profile TBC.

**NOTE**  
Dimensions indicated may vary slightly across windows of this type. Secondary glazing manufacturer to measure openings on site prior to manufacture. Report any discrepancies immediately to the project manager.

**NOTE**  
Where played reveals are present, additional trim to be provided.

**NOTE**  
Design and detail of secondary glazing units subject to input and advice from secondary glazing manufacturer.

DO NOT SCALE THIS DRAWING - USE DIMENSIONS  
The Contractor is to check and verify all dimensions on site before starting work and report any omissions or errors

This drawing is to be read in conjunction with all relevant consultants and specialists drawings

This Drawing is Copyright

This drawing is issued for the sole and exclusive use of the named recipient. Distribution to any third party is on the strict understanding that no liability is accepted by BCR Infinity Architects for any discrepancies, errors or omissions that may be present, and no guarantee is offered as to the accuracy of information shown

**bcr·infinity architects**  
RIBA #  
Chartered Practice

**Cambridge:** 1 Wellington street  
CB1 1HW  
T: 01223 366717  
www.bcr-infinityarchitects.co.uk  
e: thestudio@bcr-infinityarchitects.co.uk

**Bury St Edmunds:** 8 Angel Hill  
IP33 1UZ  
T: 01284 727710

**Client:**  
Sudbury Hive

**Project:**  
United Reform Church  
Conversion to Community Hub  
School Street  
Sudbury


**Drawing Title:**

**Prop. Plan & Secondary Glazing (W36 Sheet 2)**

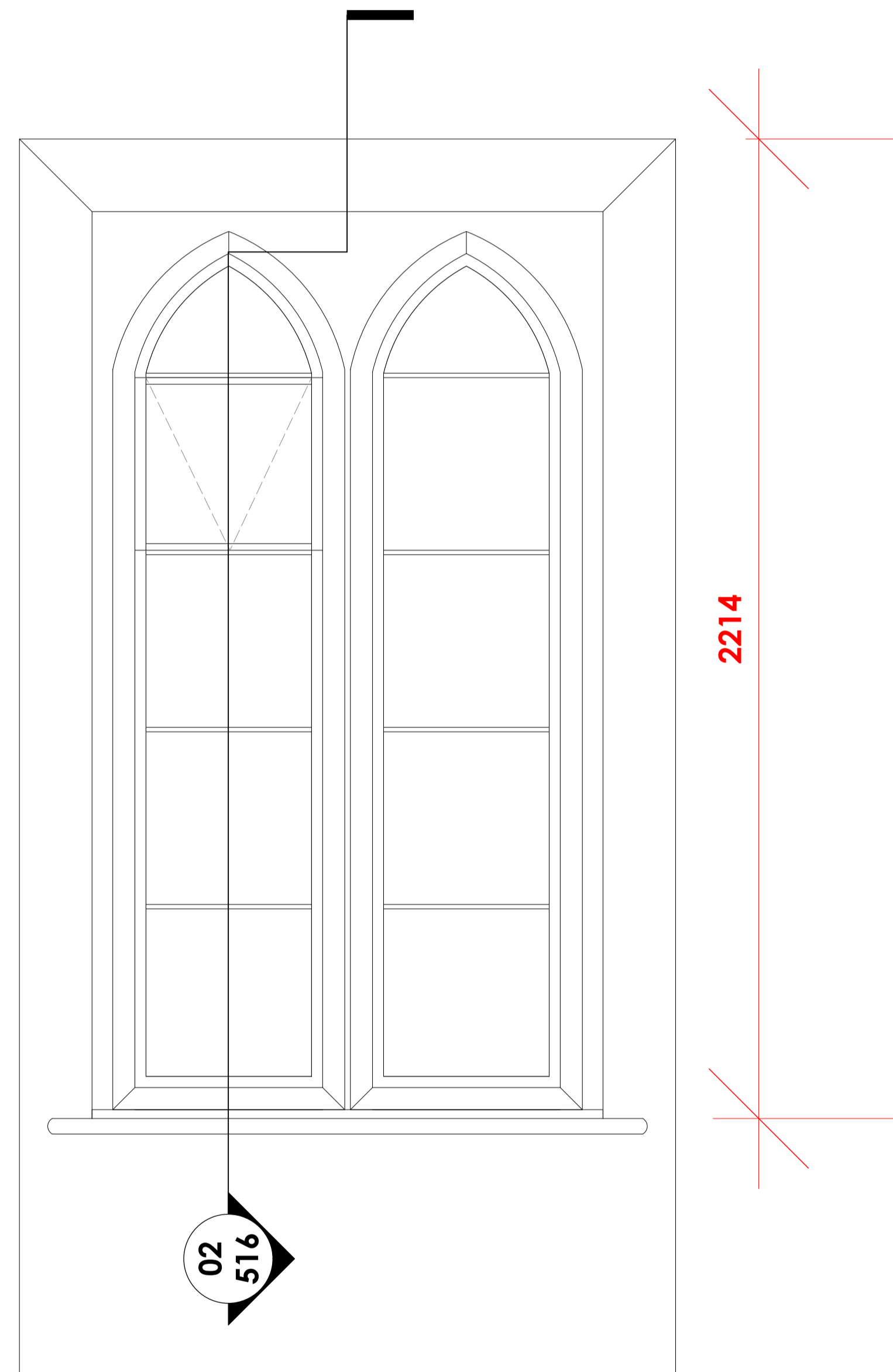

Project No:	Dwg No:	Rev:	Dwn:	Ckd:
21-096-A:	519	-	JMP	AW
Drawing Status:	Date:	Scale@A1:		
TECHNICAL	20/06/23	1:10		




EXTERNAL IMAGE



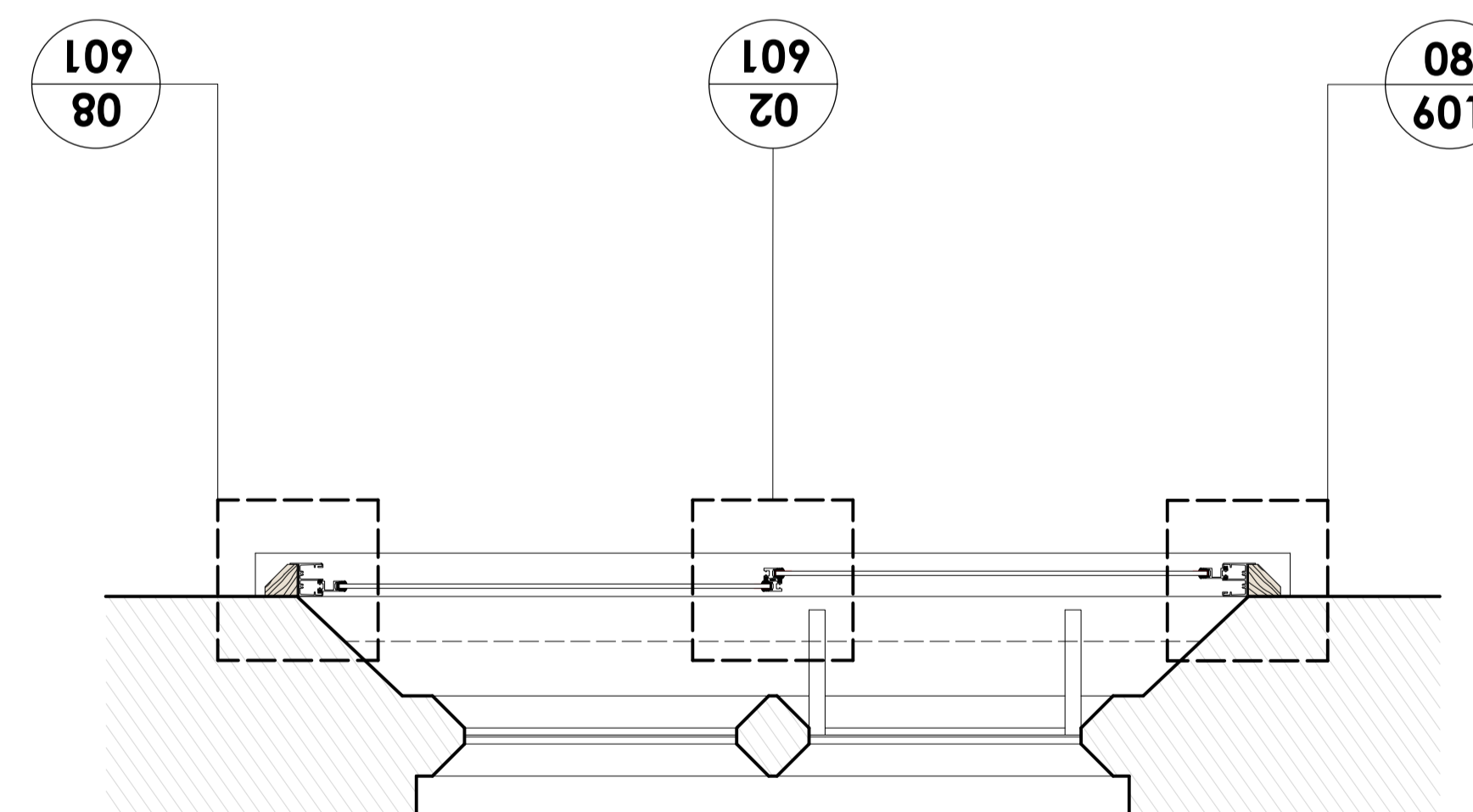
INTERNAL IMAGES



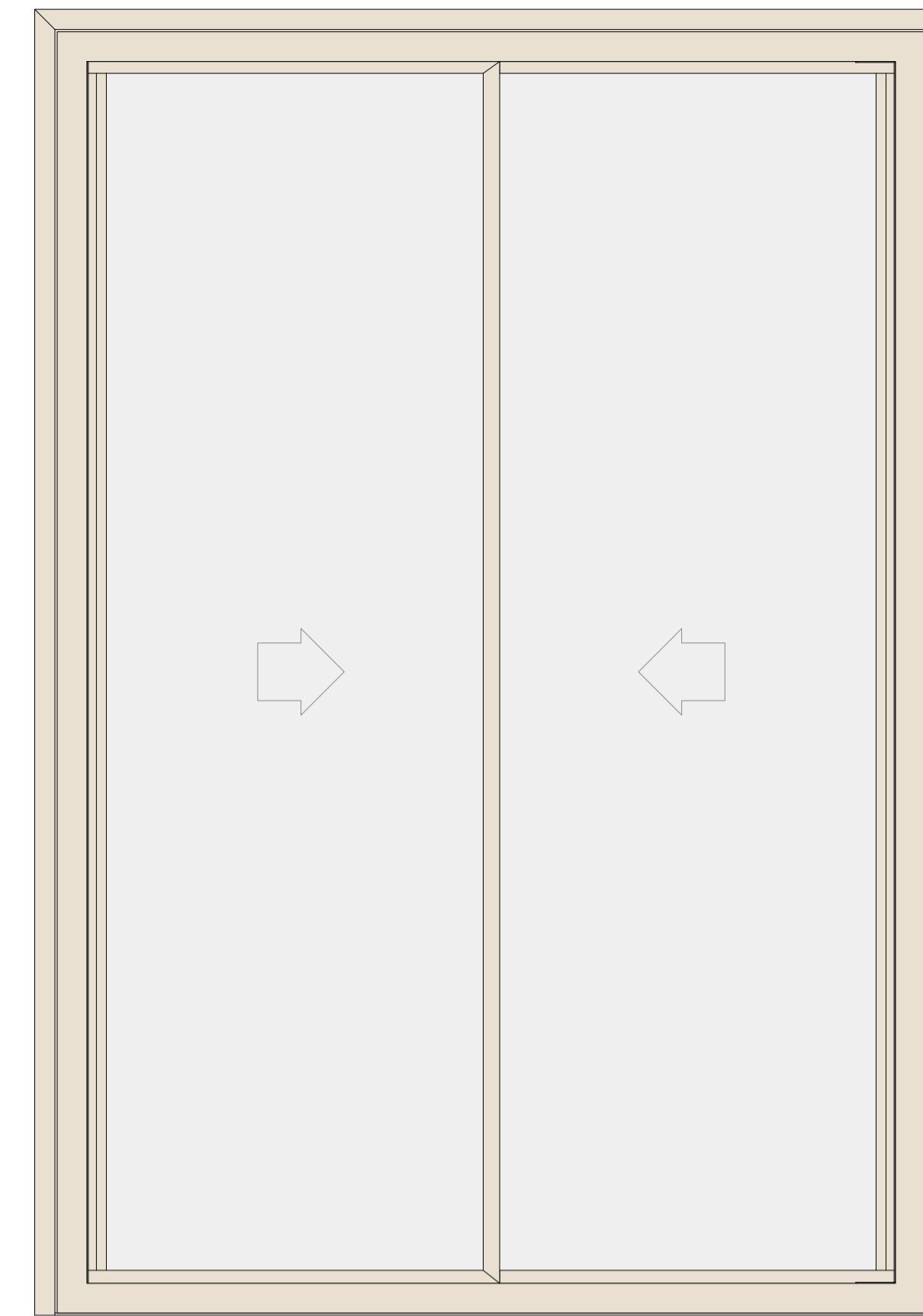
01 EXISTING INTERNAL ELEVATION  
516 Scale: 1:10



02 PROPOSED WINDOW SECTION  
516 Scale: 1:10



03 PROPOSED WINDOW PLAN  
516 Scale: 1:10



04 SECONDARY GLAZING ELEVATION  
516 Scale: 1:10

- Product Type** 2 pane horizontal slider
- Shape** Rectangular
- Fixing** Surface Fixed
- Material** Aluminium
- Coating** Polyester Powder-coated
- Colour** RAL 1013, 1015, 9001 to match existing colour of walls
- Quantity Required** 6 total for windows W27 to W32

Revisions			
Rev:	Date:	Description:	By:

**NOTE**  
Timber subframe profile TBC.

**NOTE**  
Dimensions indicated may vary slightly across windows of this type. Secondary glazing manufacturer to measure openings on site prior to manufacture. Report any discrepancies immediately to the project manager.

**NOTE**  
Where played reveals are present, additional trim to be provided.

**NOTE**  
Design and detail of secondary glazing units subject to input and advice from secondary glazing manufacturer.

DO NOT SCALE THIS DRAWING - USE DIMENSIONS  
The Contractor is to check and verify all dimensions on site before starting work and report any omissions or errors

This drawing is to be read in conjunction with all relevant consultants and specialists drawings

This Drawing is Copyright

This drawing is issued for the sole and exclusive use of the named recipient. Distribution to any third party is on the strict understanding that no liability is accepted by BCR Infinity Architects for any discrepancies, errors or omissions that may be present, and no guarantee is offered as to the accuracy of information shown

**bcr·infinity** architects  
RIBA Chartered Practice

**Cambridge:**  
1 Wellington street  
CB1 1HW  
T: 01223 366717  
www.bcr-infinityarchitects.co.uk  
e: thestudio@bcr-infinityarchitects.co.uk

**Bury St Edmunds:**  
8 Angel Hill  
IP33 1UZ  
T: 01284 727710

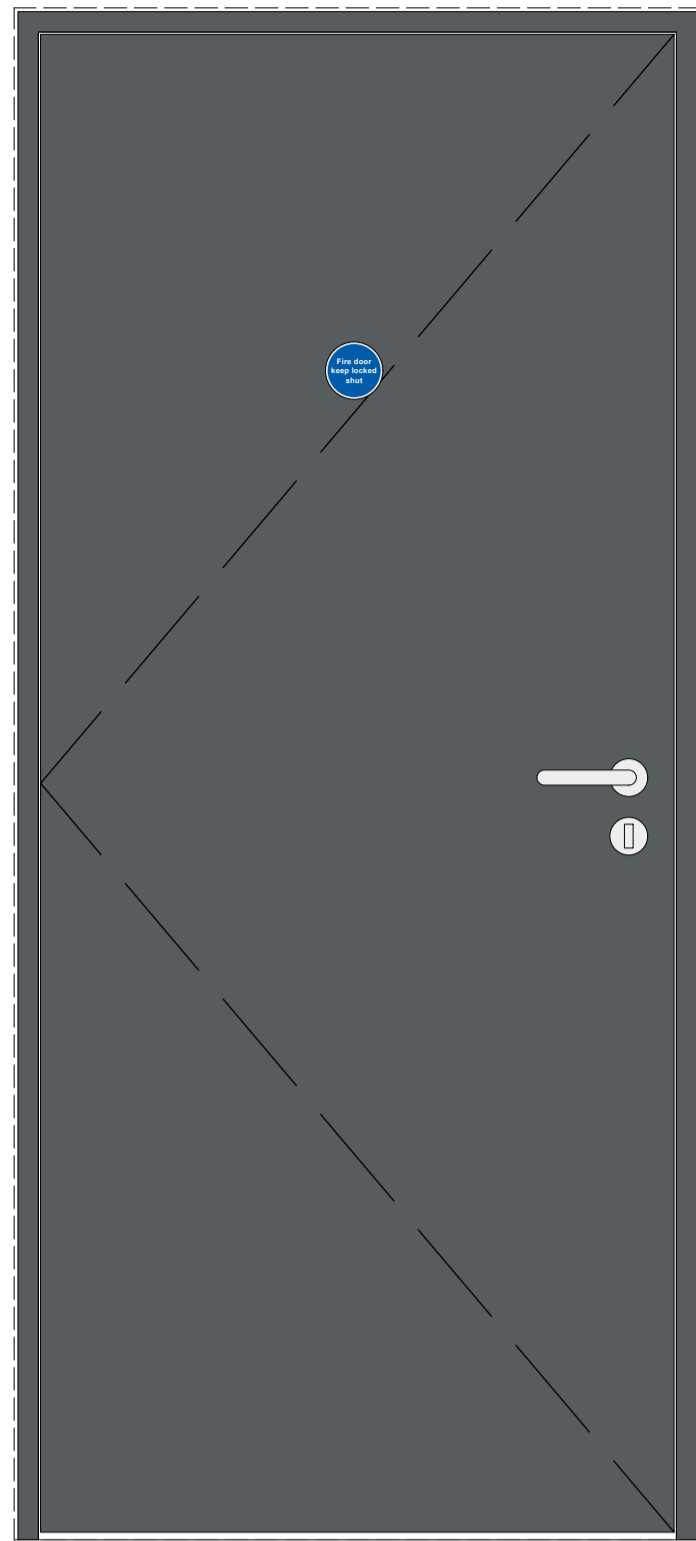
Client:  
Sudbury Hive

Project:  
United Reform Church  
Conversion to Community Hub  
School Street  
Sudbury

Drawing Title:  
**Proposed Fenestration Details (W27-W32)**

Project No:	Dwg No:	Rev:	Dwn:	Ckd:
21-096-A:	516	-	JMP	AW
Drawing Status:	Date:	Scale@A1:		
TECHNICAL	15/06/23	1:10		

Revisions			
Rev:	Date:	Description:	By:
A	24/07/23	D31 & D32 Added	BB



**INTERNAL DOOR TYPE D19**

**DOOR LEAF SIZE**  
- 838 x 1981 x 45mm

**DOOR STYLE**  
-FD30S

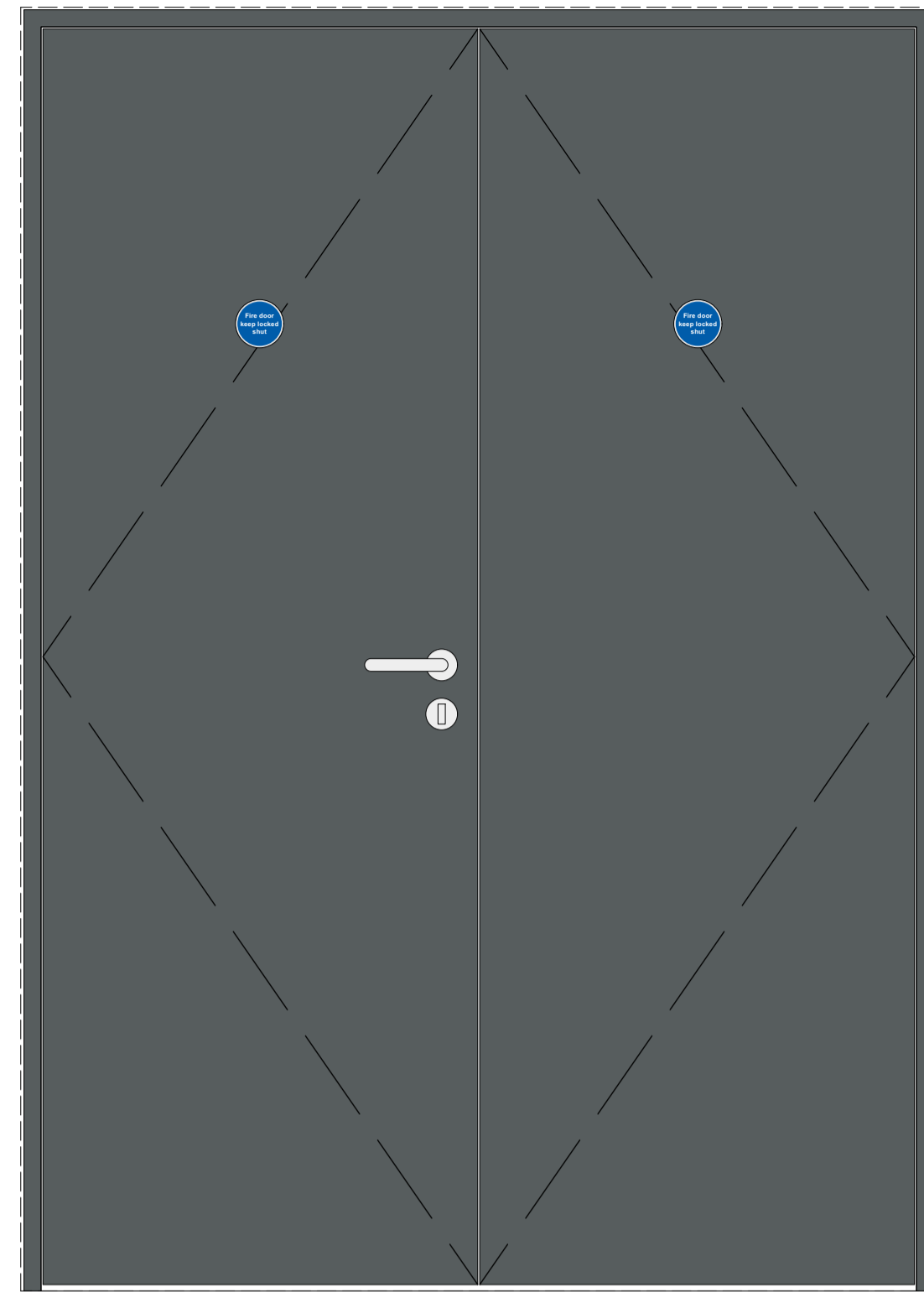
**DOOR FINISHES**  
- PAINTED 'RAL7012' USING A WATER-BASED GLOSS

**LININGS**  
-MIN. 27mm SW FD30, DEPTH TO SUIT WALLS

**IRONMONGERY**  
- 3 BALL BEARING BUTT HINGES (SATIN STAINLESS STEEL)  
- 1 No. SET OF LEVER HANDLE (SILVER ANODISED ALUMINIUM)  
- 1 CYLINDER MORTICE SASHLOCK

NOTE - FOR FURTHER DETAILS SEE SCHEDULE No. 14955 BY 'ACORN ARCHITECTURAL IRONMONGERY Ltd'

CLIENT TO DECIDE ON MASTER KEY SUITE  
(LH SHOWN)



**INTERNAL DOOR TYPE D20, D21 & D22**

**DOOR LEAF SIZE**  
- 2 x 686 x 1981 x 45mm

**DOOR STYLE**  
- FD30S


**DOOR FINISHES**  
- PAINTED 'RAL7012' USING A WATER-BASED GLOSS

**LININGS**  
- MIN. 27mm SW FD30, DEPTH TO SUIT WALLS

**IRONMONGERY**  
- 6 BALL BEARING BUTT HINGES (SATIN STAINLESS STEEL)  
- 1 No. SET OF LEVER HANDLES (SILVER ANODISED ALUMINIUM)  
- 1 CYLINDER MORTICE SASHLOCK  
- 2 x FLUSH BOLTS TO SLAVE LEAF

NOTE - FOR FURTHER DETAILS SEE SCHEDULE No. 14955 BY 'ACORN ARCHITECTURAL IRONMONGERY Ltd'

CLIENT TO DECIDE ON MASTER KEY SUITE



**INTERNAL DOOR TYPE D23**

**DOOR LEAF SIZE**  
- 920 x 1965 x 45mm

**DOOR STYLE**  
- SOLID TIMBER DOOR

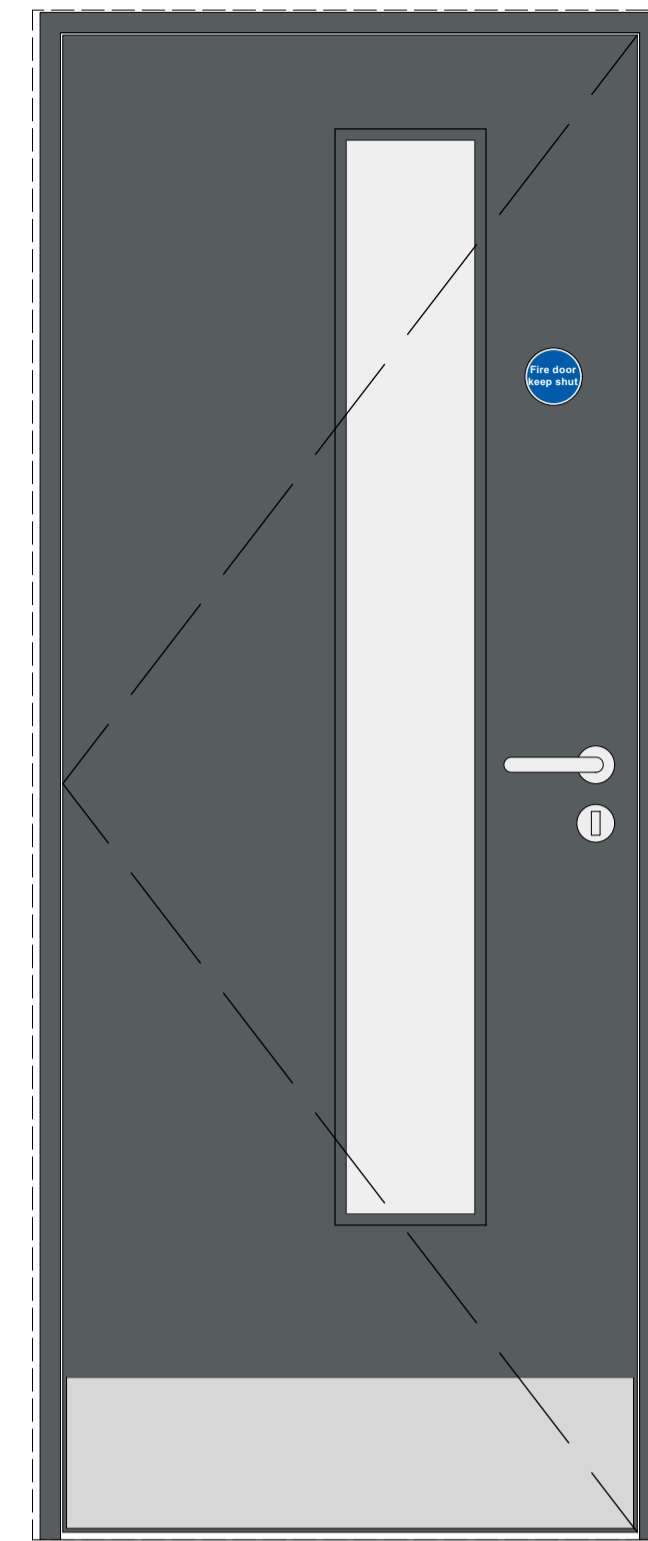
**DOOR FINISHES**  
- PAINTED 'RAL7012' USING A WATER-BASED GLOSS

**LININGS**  
-MIN. 27mm SW, DEPTH TO SUIT WALLS

**IRONMONGERY**  
- 3 BALL BEARING BUTT HINGES (SATIN STAINLESS STEEL)  
- 1 No. SET OF LEVER HANDLES (SILVER ANODISED ALUMINIUM)  
- 1 MORTICE BATHROOM LOCK  
- 2 No. KICK PLATES

NOTE - FOR FURTHER DETAILS SEE SCHEDULE No. 14955 BY 'ACORN ARCHITECTURAL IRONMONGERY Ltd'

CLIENT TO DECIDE ON MASTER KEY SUITE  
(RH SHOWN)



**INTERNAL DOOR TYPE D24**

**DOOR LEAF SIZE**  
- 760 x 1980 x 45mm

**DOOR STYLE**  
-FD30S/SC

**DOOR FINISHES**  
- PAINTED 'RAL7012' USING A WATER-BASED GLOSS

**LININGS**  
-MIN. 27mm SW FD30, DEPTH TO SUIT WALLS


**VISION PANEL**  
200 x 1450mm E130

**IRONMONGERY**  
- 3 BALL BEARING BUTT HINGES (SATIN STAINLESS STEEL)  
- 1 No. OVERHEAD CLOSER  
- 1 No. SET OF LEVER HANDLES (SILVER ANODISED ALUMINIUM)  
- 1 No. CYLINDER MORTICE SASHLOCK  
- 2 No. 900 x 400 x 1.2mm KICK PLATES

NOTE - FOR FURTHER DETAILS SEE SCHEDULE No. 14955 BY 'ACORN ARCHITECTURAL IRONMONGERY Ltd'

CLIENT TO DECIDE ON MASTER KEY SUITE  
(RH SHOWN)

**NOTE**  
ALL DIMENSIONS TO BE CHECKED ON SITE PRIOR TO MANUFACTURE



**INTERNAL DOOR TYPE D31 & D32**

**DOOR LEAF SIZE SHOWN**  
- 686 x 1981 x 45mm (TO BE CHECKED ON SITE)

**DOOR STYLE**  
-FD30S


**DOOR FINISHES**  
- PAINTED 'RAL7012' USING A WATER-BASED GLOSS

**LININGS**  
-MIN. 27mm SW FD30, DEPTH TO SUIT WALLS

**IRONMONGERY**  
- 3 BALL BEARING BUTT HINGES (SATIN STAINLESS STEEL)  
- 1 No. SET OF LEVER HANDLE (SILVER ANODISED ALUMINIUM)  
- 1 CYLINDER MORTICE SASHLOCK

NOTE - FOR FURTHER DETAILS SEE SCHEDULE No. 14955 BY 'ACORN ARCHITECTURAL IRONMONGERY Ltd'

CLIENT TO DECIDE ON MASTER KEY SUITE  
(RH SHOWN)



**INTERNAL DOOR TYPE D25 & D28**

**DOOR LEAF SIZE**  
- 838 x 1981 x 45mm

**DOOR STYLE**  
-FD30S/SC

**DOOR FINISHES**  
- PAINTED 'RAL7012' USING A WATER-BASED GLOSS

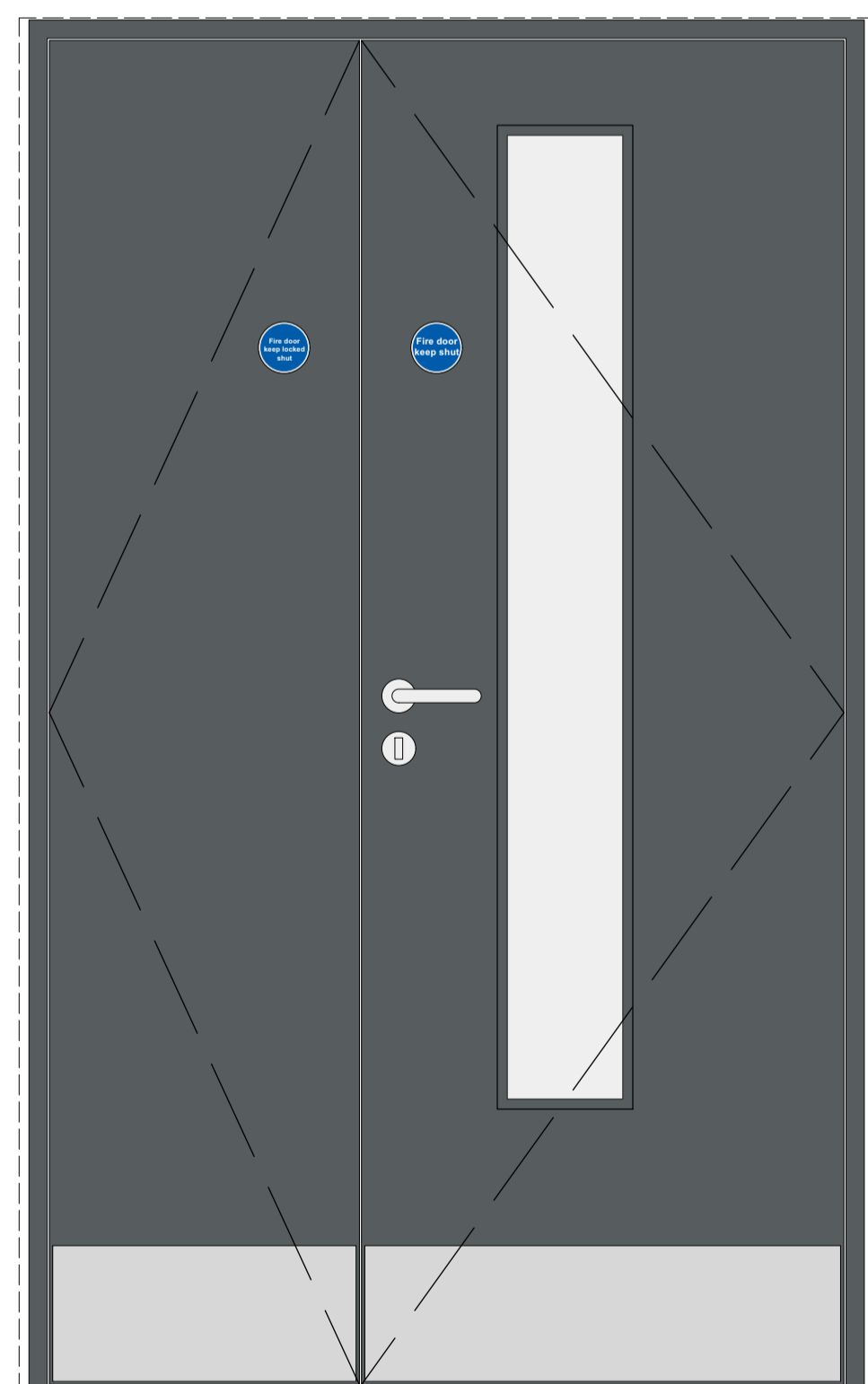
**LININGS**  
-MIN. 27mm SW FD30, DEPTH TO SUIT WALLS

**VISION PANEL**  
- 200 x 1450mm E130

**IRONMONGERY**  
- 3 BALL BEARING BUTT HINGES (SATIN STAINLESS STEEL)  
- 1 No. OVERHEAD CLOSER  
- 1 No. SET OF LEVER HANDLES (SILVER ANODISED ALUMINIUM)  
- 1 No. CYLINDER MORTICE SASHLOCK  
- 2 No. 900 x 400 x 1.2mm KICK PLATES

NOTE - FOR FURTHER DETAILS SEE SCHEDULE No. 14955 BY 'ACORN ARCHITECTURAL IRONMONGERY Ltd'

CLIENT TO DECIDE ON MASTER KEY SUITE  
(RH SHOWN)



**INTERNAL DOOR TYPE D14 & D26**

**DOOR LEAF SIZE**  
- 711 x 1981 x 45mm & 457 x 1981 x 45mm

**DOOR STYLE**  
- FD30S/SC

**DOOR FINISHES**  
- PAINTED 'RAL7012' USING A WATER-BASED GLOSS


**LININGS**  
- MIN. 27mm SW FD30, DEPTH TO SUIT WALLS

**VISION PANEL**  
- 200 x 1450mm E130

**IRONMONGERY**  
- 6 No. BALL BEARING BUTT HINGES (SATIN STAINLESS STEEL)  
- 1 No. OVERHEAD DOOR CLOSER  
- 1 No. SET OF LEVER HANDLES (SILVER ANODISED ALUMINIUM)  
- 1 CYLINDER MORTICE SASHLOCK  
- 2 x FLUSH BOLTS TO SLAVE LEAF  
- 2 No. KICK PLATES

NOTE - FOR FURTHER DETAILS SEE SCHEDULE No. 14955 BY 'ACORN ARCHITECTURAL IRONMONGERY Ltd'

CLIENT TO DECIDE ON MASTER KEY SUITE



**INTERNAL DOOR TYPE D09 & D10**

**DOOR LEAF SIZE**  
- 1067 x 1981 x 45mm

**DOOR STYLE**  
- FD30S/SC

**ACOUSTIC PERFORMANCE**  
TBC WITH ACOUSTIC SPECIALIST

**DOOR FINISHES**  
- PAINTED 'RAL7012' USING A WATER-BASED GLOSS

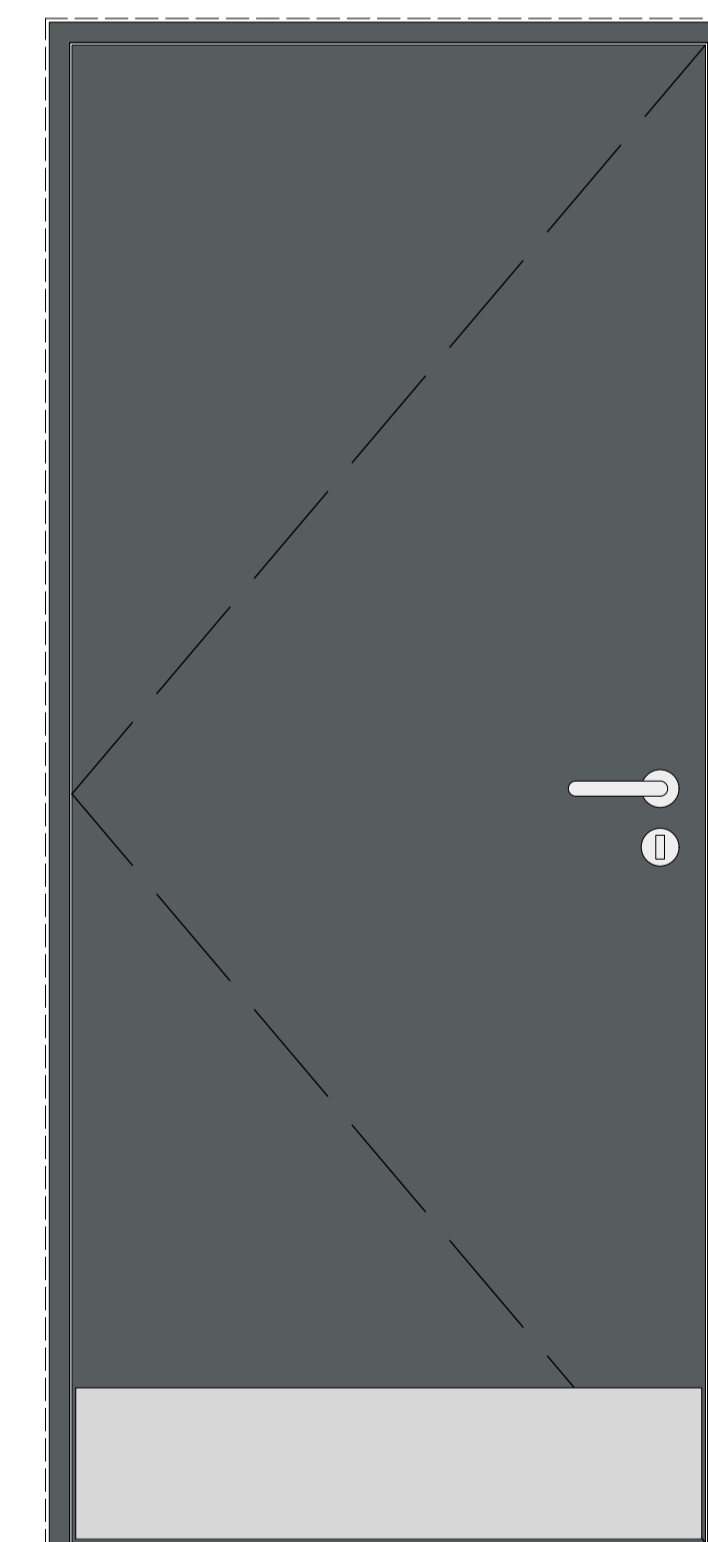
**LININGS**  
- MIN. 27mm SW FD30, DEPTH TO SUIT WALLS

Glazing  
- 200 x 1450mm E130 Vision Panel  
- E130 Fandelier

**IRONMONGERY**  
- 3 BALL BEARING BUTT HINGES (SATIN STAINLESS STEEL)  
- 1 No. OVERHEAD CLOSER  
- 1 No. SET OF LEVER HANDLES (SILVER ANODISED ALUMINIUM)  
- 1 No. CYLINDER MORTICE SASHLOCK  
- 2 No. KICK PLATES

NOTE - FOR FURTHER DETAILS SEE SCHEDULE No. 14955 BY 'ACORN ARCHITECTURAL IRONMONGERY Ltd'

CLIENT TO DECIDE ON MASTER KEY SUITE  
(LH SHOWN)



**INTERNAL DOOR TYPE D07 & D08**

**DOOR LEAF SIZE**  
- 838 x 1981 x 45mm

**DOOR STYLE**  
- SOLID TIMBER DOOR

**DOOR FINISHES**  
- PAINTED 'RAL7012' USING A WATER-BASED GLOSS

**LININGS**  
-MIN. 27mm SW, DEPTH TO SUIT WALLS

**IRONMONGERY**  
- 3 BALL BEARING BUTT HINGES (SATIN STAINLESS STEEL)  
- 1 No. SET OF LEVER HANDLES (SILVER ANODISED ALUMINIUM)  
- 1 No. CYLINDER MORTICE SASHLOCK  
- 2 No. KICK PLATES

NOTE - FOR FURTHER DETAILS SEE SCHEDULE No. 14955 BY 'ACORN ARCHITECTURAL IRONMONGERY Ltd'

CLIENT TO DECIDE ON MASTER KEY SUITE  
(LH SHOWN)

DO NOT SCALE THIS DRAWING - USE DIMENSIONS  
The Contractor is to check and verify all dimensions on site before starting work and report any omissions or errors

This drawing is to be read in conjunction with all relevant consultants and specialists drawings

This Drawing is Copyright

This drawing is issued for the sole and exclusive use of the named recipient. Distribution to any third party is on the strict understanding that no liability is accepted by BCR Infinity Architects for any discrepancies, errors or omissions that may be present, and no guarantee is offered as to the accuracy of information shown



**Cambridge:**  
1 Wellington street  
CB1 1HW  
T: 01223 366717  
www.bcr-infinityarchitects.co.uk  
e: thestudio@bcr-infinityarchitects.co.uk

**Bury St Edmunds:**  
8 Angel Hill  
IP33 1UZ  
T: 01284 727710

Client:  
Sudbury Hive

Project:  
United Reform Church  
Conversion to Community Hub  
School Street  
Sudbury

Drawing Title:  
**Internal Door Types**

Project No: <b>21-096-A</b>	Dwg No: 520	Rev: A	Dwn: BTB	Ckd: AW
Drawing Status: TECHNICAL	Date: 10/07/23	Scale@A1: 1:10		

