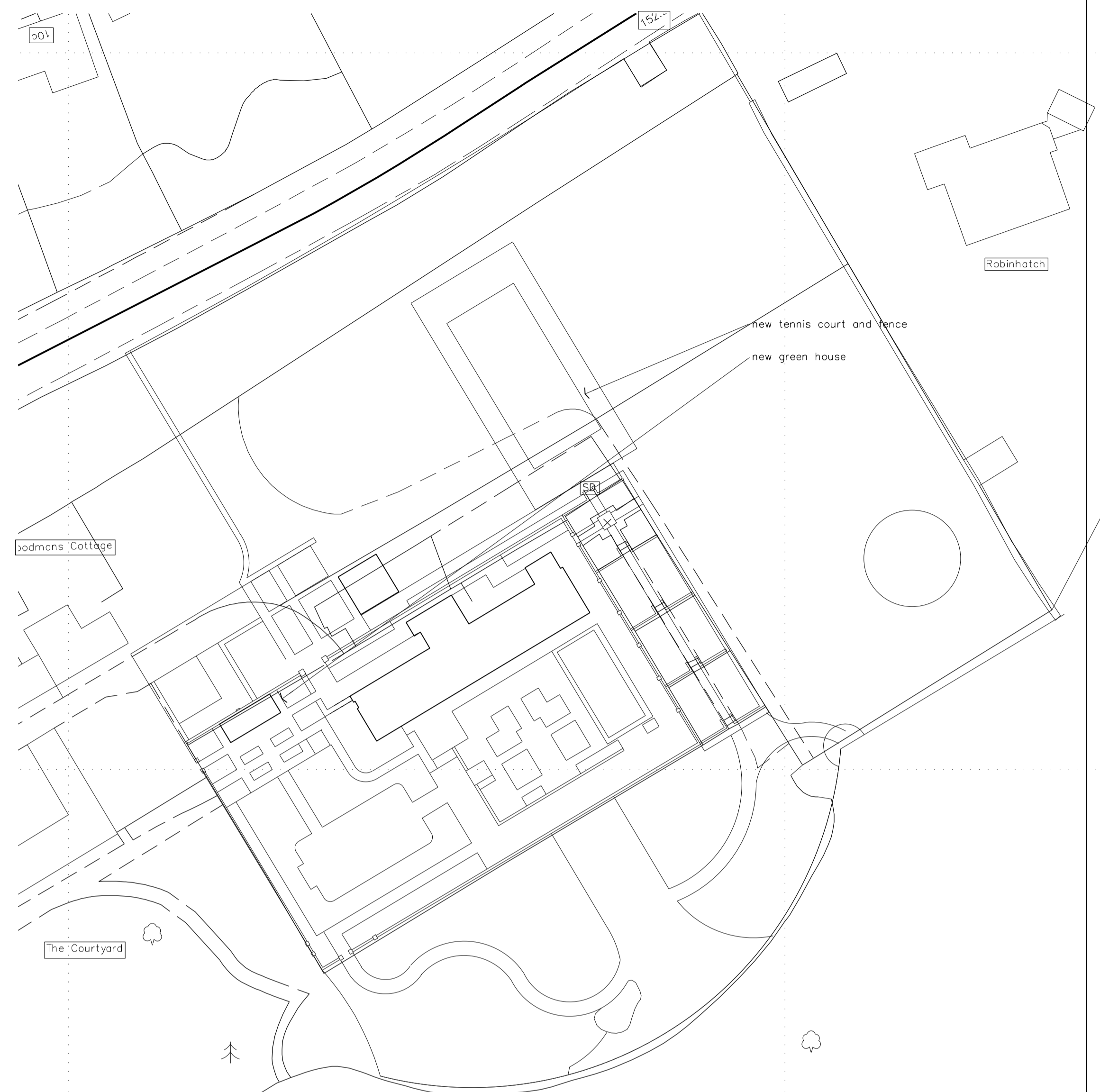


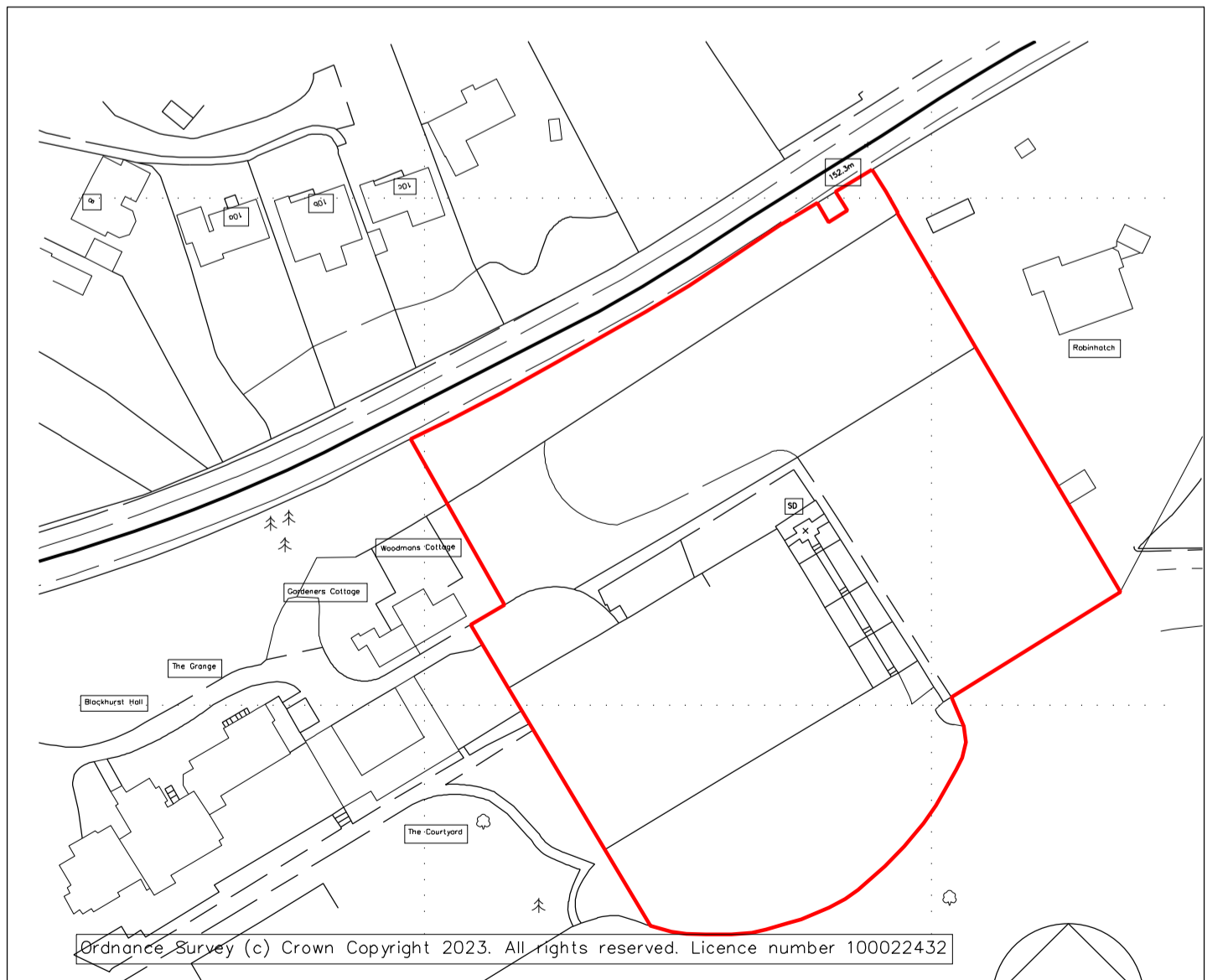

right 2023. All rights reserved. Licence number 100022432

1 Existing Site Plan
1:500



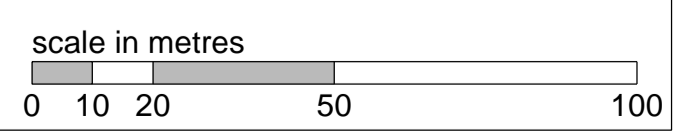
right 2023. All rights reserved. Licence number 100022432

2 Proposed Site Plan
1:500



Ordnance Survey (c) Crown Copyright 2023. All rights reserved. Licence number 100022432

3 Site Location Plan
1:1250



- GENERAL NOTES**
- Copyright of this drawing, the design and anything constructed from it is vested in the Architects and may not be produced without their written permission.
 - The copyright of this design is site specific and may not be reproduced on any other site without the Architects written permission.
 - Only figured dimensions are to be used for construction purposes. This drawing is to be read in conjunction with all relevant details for the project.
 - All dimensions are to be checked on site prior to commencement, any discrepancy is to be reported to the Architect or Contract Administrator.
 - All dimensions are in millimetres unless noted otherwise. All levels are shown in metres unless noted otherwise.
 - Ordnance Survey data supplied by Promap with the permission of the controller of The Stationary Office. Crown Copyright MKA No: 10007142.

- CONSTRUCTION NOTES**
- The Contractor is responsible for the correct setting out of the work.
 - All building materials, components, workmanship to comply with the appropriate Building Regulations, British Standards Codes of Practice and manufacturers' recommendations.
 - All equipment installed in connection with Gas, Electricity and Water Services shall conform to the Supply Authority's By-Laws and Regulations and shall be subject to their Officer's inspection and approval.
 - These drawings are to be read in conjunction with all other Architects, Consultants and Specialist sub-contractors drawings.
 - All structural timber to be pre-treated strength graded to Structural Engineer's details and to be stamped KD (kiln dried).
 - All external SW to be pre-treated with preservative.
 - All dimensions and levels to be checked on site prior to construction and the manufacture of steelwork and architectural ironmongery, stonework and any other purpose made items.
 - All materials, products etc. to be installed, applied etc. in accordance with the manufacturer's written instructions.
 - All specialist details are Design Intent only & subject to specialist design & detailing. Our meaning of Design Intent is as follows:
 - This drawing demonstrates MKA's/ the employer's objectives.
 - The final design/product(s)/ installation are to be fit for purpose.
 - The design & manufacture are to comply with the relevant and current Statutory Regulations & British Standards.
 - A design warranty is to be provided for the benefit of the Employer/ owner/ end user.
 - All technical means to achieve the intent of the design is the responsibility of the appointed specialist.
 - The responsibility of the design is by others. The design intent drawing/ specification sets out what the third party design is to achieve.

CLIENT
S&O Residence Limited

PROJECT
**Blackhurst Park
Halls Hole Road
Tunbridge Wells
Kent
TN2 4RG**

SHEET
**Site Location Plan,
Existing & Proposed
Site Plans**

Rosewood House, High Street,
Hadlow, Tunbridge, Kent TN11 0EF
www.mka-architects.co.uk



SCALE AT A1 DATE
shown | Dec 23

DRAWING STATUS
PRELIMINARY

PROJECT NUMBER DRAWING NUMBER REVISION
2483 / 05 / -