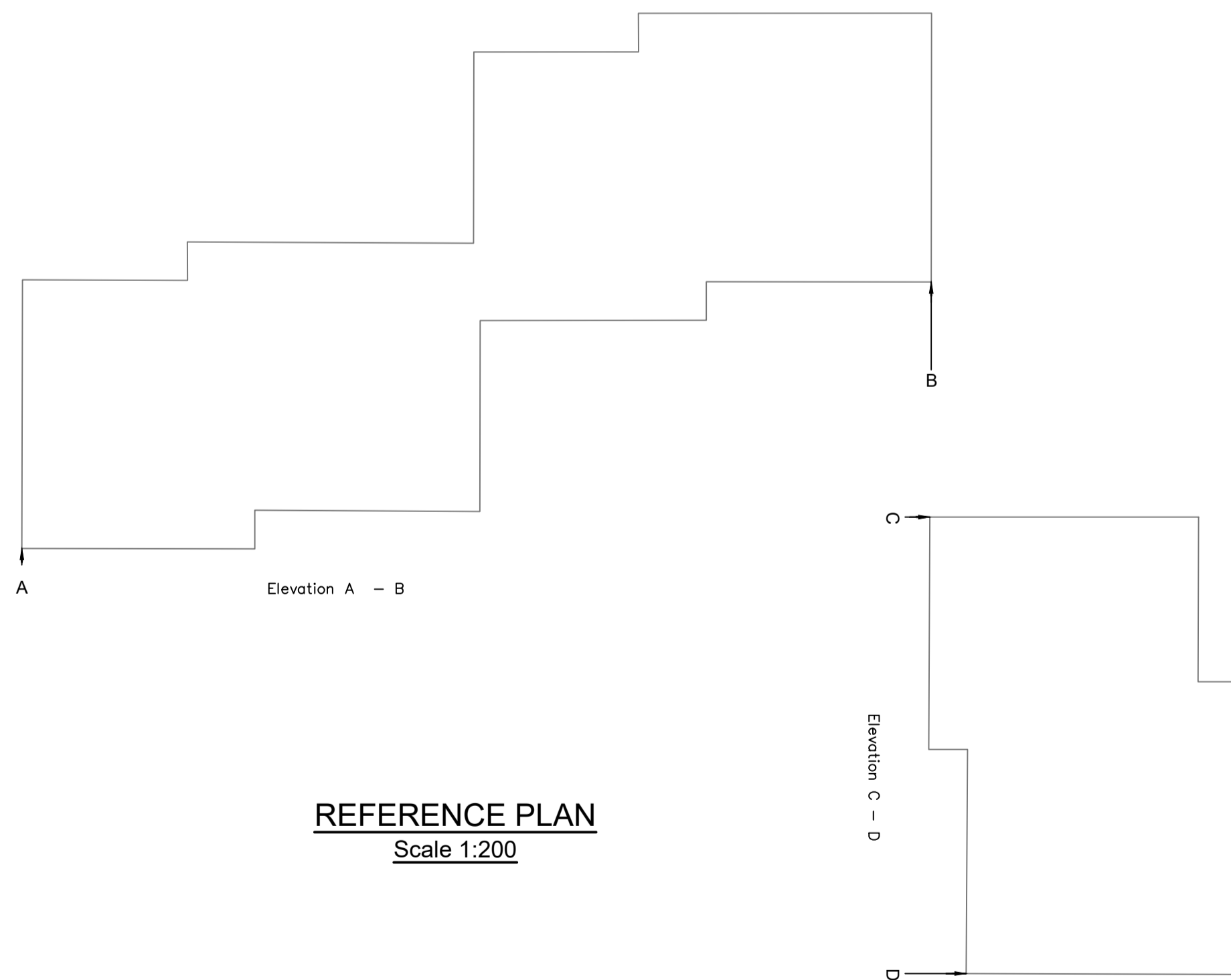


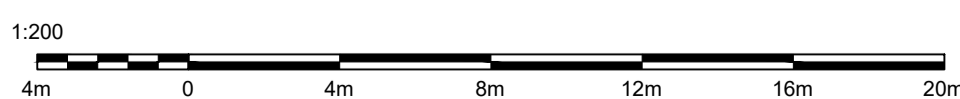
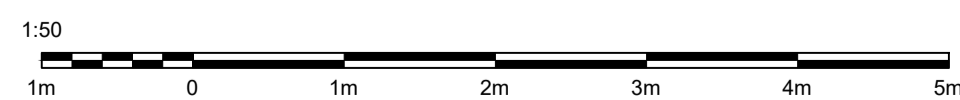
PROPOSED ELEVATION A - B
Scale 1:50



PROPOSED ELEVATION C - D
Scale 1:50



REFERENCE PLAN
Scale 1:200



Original A1 paper size in mm

GENERAL NOTES

The copyright of this drawing is vested in the designers. This drawing has been prepared for the titled project or part thereof and shall not be relied upon or used for any other project without an independent check being carried out to its suitability and prior written authority of the designers being obtained.

This document shall be for the private and confidential use of the client for whom the design is undertaken, and shall not be reproduced in whole or in part or relied upon by third parties for any use without the express written permission of the designers.

DO NOT SCALE OFF THIS DRAWING.

All dimensions are in millimetres unless otherwise stated.

The contractor shall check all details and dimensions on site and confirm any discrepancies to the designers without delay. Do not order any materials or carry out any work until dimensions and details have been verified.

Whether shown on these drawings or not, all work shall comply with relevant requirements of Building Regulations and incorporate fire precautions, dictates of County Engineers and Other departments and conform with all appropriate legislation, British Standards, BRE reports and any other relevant documents, including all amendments thereto. When pricing work from these drawings, no extra cost will be allowed for items not shown which are necessary to comply with the various regulations and legislation.

This drawing is not complete until full building regulation approval has been granted. Any work carried out before this shall be at the contractors/clients own risk.

See drawing register for list of other documents to be read in conjunction with this drawing.

Ensure you are using the latest revision of this drawing.

P1	04/01/24	HM	SB	Addition of Scale Bars
P0	20/12/23	HM	SB	First Issue

Rev.	Date	By	Chk	Description
P				Denotes Preliminary issue, not for construction
T				Denotes Tender issue, not for construction
C				Denotes Construction issue

Client:
HARRISON LAVERS &
POTBURY'S, HIGH STREET,
SIDMOUTH, DEVON,
EX10 8LD

Job:
MOOR PARK,
DOUGLAS AVENUE,
EXMOUTH,
EX8 2HH

Title:
PROPOSED BALCONY
ELEVATIONS

Simon Bastone Associates
Consulting Civil and Structural Engineers
B Units 4&5 The Boat Shed
Michael Browning Way
Exeter, EX2 8DD
Tel: 01392 671616 www.sb-a.co.uk

Scale:	AS SHOWN @ A1	Date:	20/12/23
Drawn:	HM	Chkd.:	SB
Appr.:		SB	
Drawing No.:	210836-03	Revision:	P1

PRELIMINARY SUBJECT TO
BUILDING REGULATION
APPROVAL