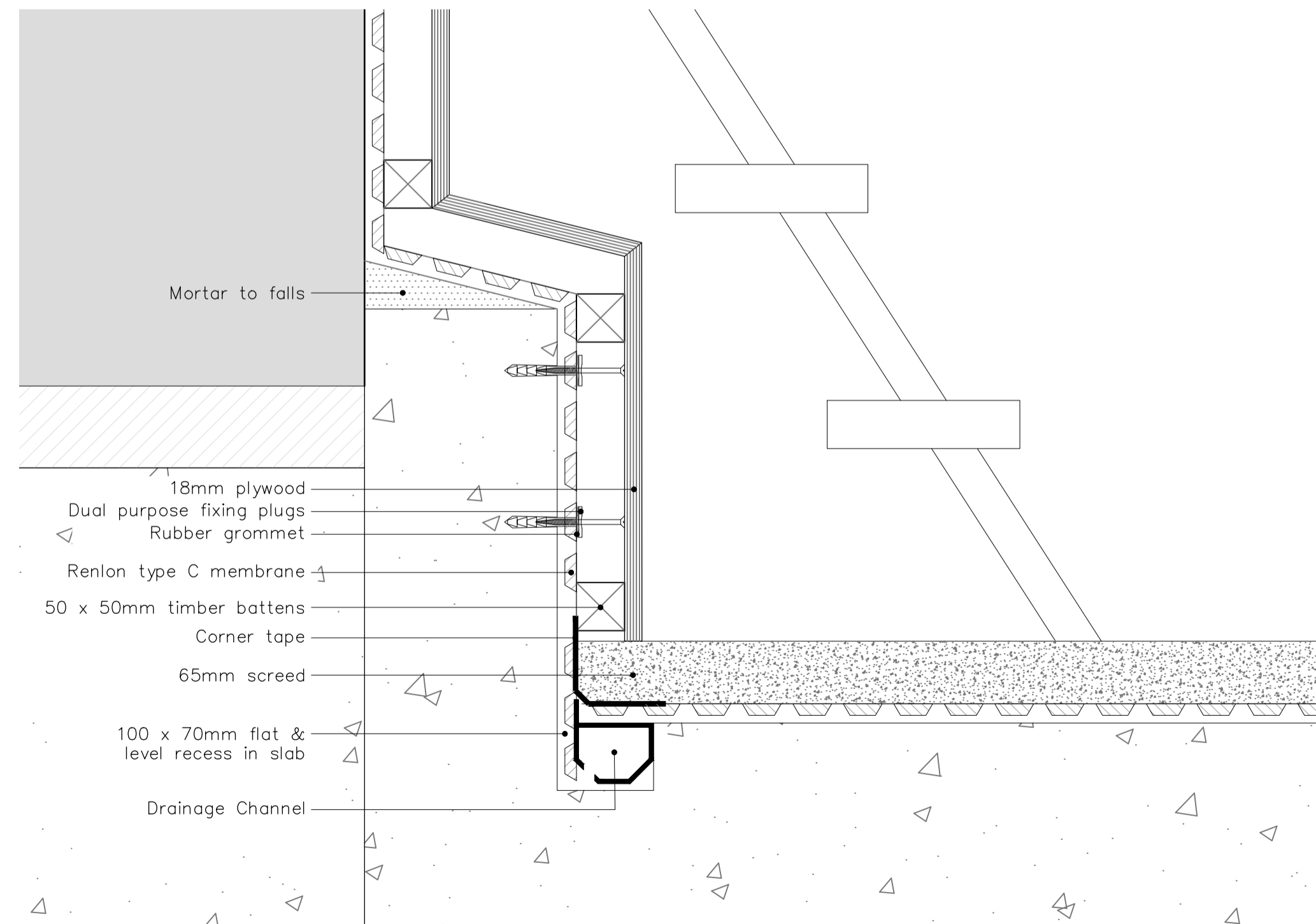
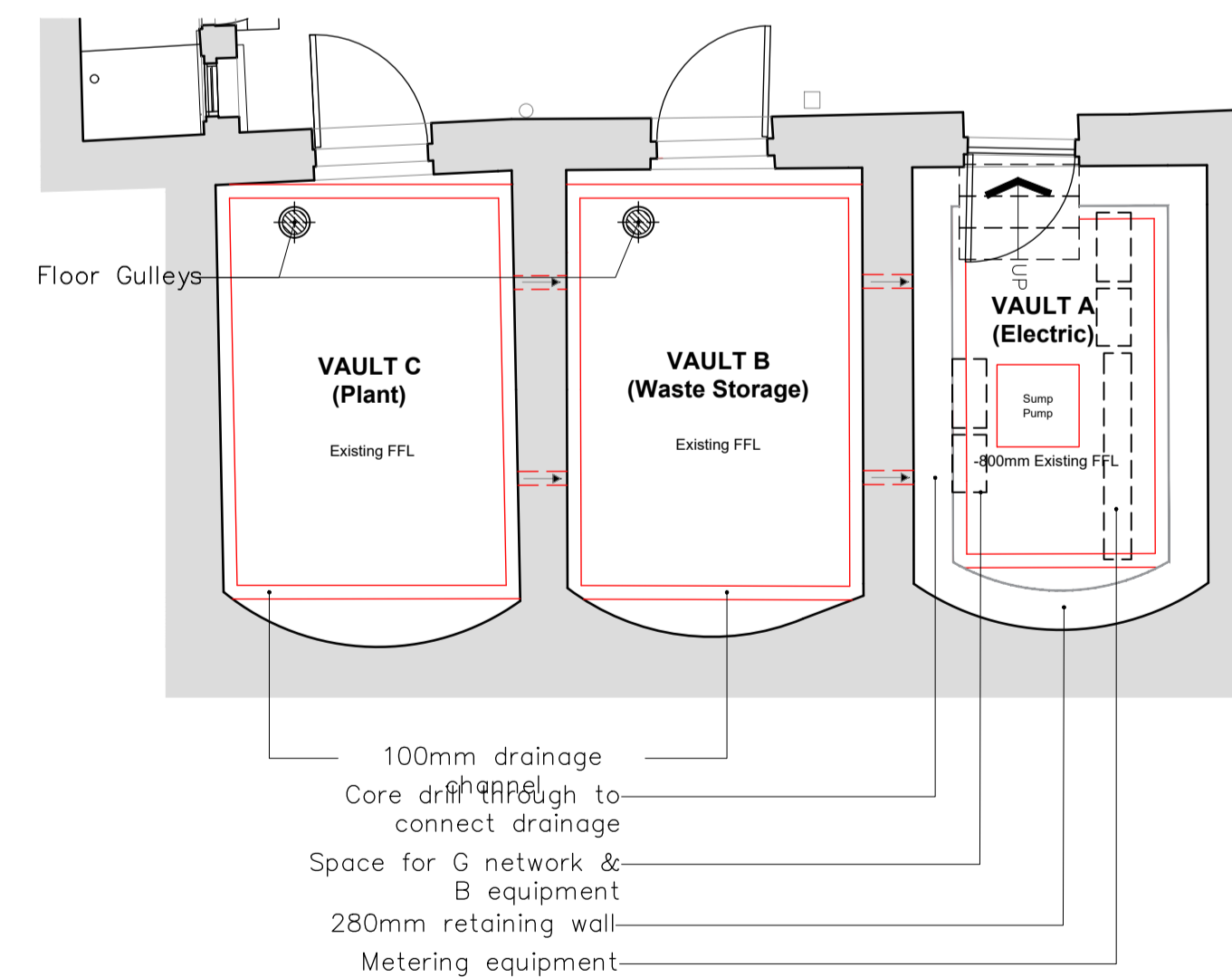


01 Long Section AA  
1:20

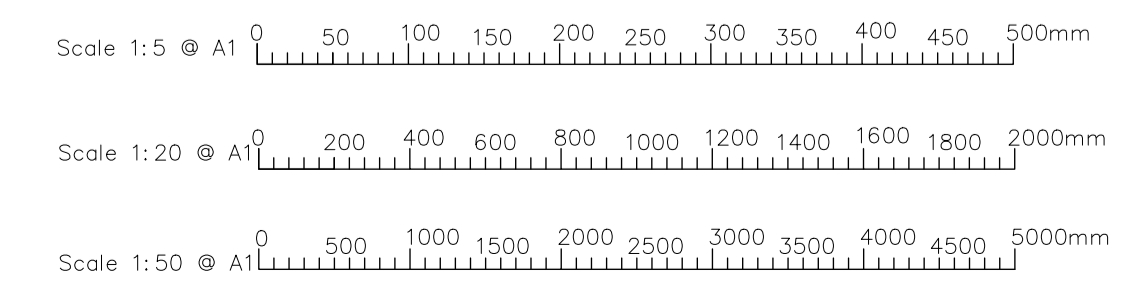
02 Short Section BB  
1:20



03 Junction - Recessed Channel  
1:5



04 Vault Drainage Plan  
1:50



B	07.12.2023	For Information	PC
A	06.12.2023	For Information	PC
-	26.10.2023	For Information	PC
Rev	Issue Date	Revision Notes	Drawn

**General Notes**  
All dimensions to be checked on site prior to commencement of any works, and/or preparation of any shop drawings. Sizes of and dimensions to any structural and MEPH services elements are indicative only. See relevant consultant's drawings for actual sizes and dimensions. This drawing to be read in conjunction with all other Architect's drawings, specifications and other Consultants' information. All proprietary systems shown on this drawing are to be installed strictly in accordance with the Manufacturers/Suppliers recommended details. Any discrepancies between information shown on this drawing and any other contract information or manufacturers/suppliers recommendations is to be brought to the immediate attention of the Architect. All work must be carried out in accordance with the Building Regulations and to the satisfaction of the Local Authority. DO NOT SCALE FROM THIS DRAWING.

<b>INFORMATION</b>			
Job Number	Drawing Number	Rev	Scale
957	(21)700	B	1:50 1:10
Drawing Title: <b>Vault for Electrical Services As Proposed</b>			

Project	37 Great Cumberland Place, London W1
Client	Krrih Creek Ltd
Date	07.12.2023 drawn PC checked YD