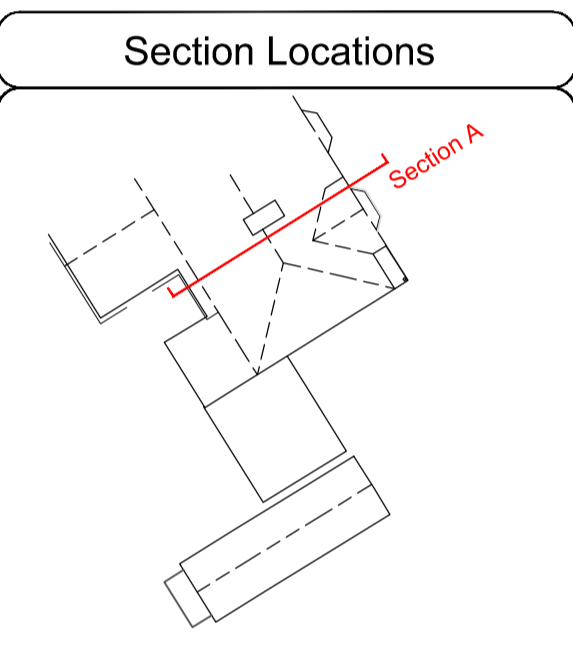
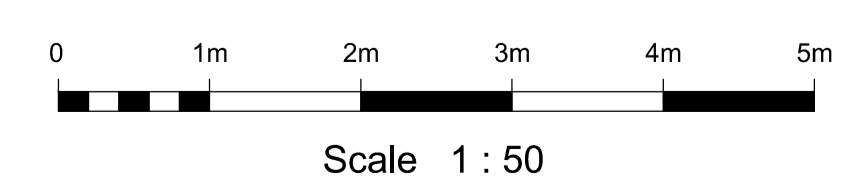


SECTION A




Linetypes

Beam overhead	---
Building overhead	----
Ceiling	----
Cupboard/Shelf	----
Door	----
Duct/Boxing	----
Roof Edge/Last Tile	----
Level	147.87
Manhole	□
Pipe	----
Ridge	----
Step	----
Wall	----
Window	----
Window overhead	----
Grid Cross	+

Key

cl = ceiling level	o/h = overhead
dc = door cill	u/s = underside of
dh = door head	u/sb = underside of beam
fl = floor level	wh = window head
gl = ground level	wc = window cill



27-29 New Street
Charfield
Wotton under Edge
South Glos. GL12 8ES

Tel: 01453 845017
Tel: 01453 845360
www.dandosurveying.co.uk
enquiries@dandosurveying.co.uk

Project Name:
20 Hatherden Lane
Hatherden, Hampshire SP11 0HS

Drawing Title:
Existing Roof Plan and Section

Client:
Agent:
Fowler Architecture & Planning

Date: 08 November 2023 Scale: 1:50 @ A1

Grid Orientation	Sheet ID	Rev
North GPS	MF20hatherdenE1	None

Site Level Datum	Surveyed By	Drawn By
OS GPS	BS	EK

