




NOTE:
 Architectural Information - the level of detail shown on the drawings are relative to stage 03 - planning. They have not been coordinated with the design team and should not be used for any other purposes.
 Structural Engineer - these drawings have not been coordinated with a Structural Engineer's and show indicative construction build-up only
 Building Control - the client will work with an Approved Inspector to ensure the project is completed in accordance with the Building Regulations
 Planning - the client will ensure that the project is completed in accordance with the approved planning drawings and take responsibility to discharge the planning conditions
 Party Walls & Rights to Light - the client/ the contractor will ensure that any notices and consents required are obtained before work commences
 Freeholder / Leaseholder / Restricted covenants / Easement approvals - the client will ensure that any notices and consents required are obtained before work commences
 Areas and dimensions - Measurements are based upon received survey information. Any discrepancies are to be verified with the architect

WALL KEY

	Existing
	Proposed
	Party Wall Line - Assumed

- PLANNING DESIGN NOTES**
- A summary of the design is listed below.
1. Rendered single story stepped rear extension
 2. Rendered single story side extension
 3. Aluminium sliding doors
 4. Aluminium fixed window
 5. Timber windows replaced to match existing
 6. Aluminium flat roof lights
 7. Timber bin store
 8. Patio and landscaping works
 9. Timber door with glazed panels
 10. Timber fence panels

MAGRI WILLIAMS

Revisions		
No.	Description	Date

PLANNING

Project Name: 144 Carshalton Park Road, SM5 3SG
Project Number: P031
Drawing Name: Proposed Front and Rear Elevations
Drawing No: P030

Revision
 1:50 @ A1, 1:100 @ A3

