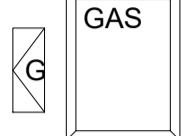
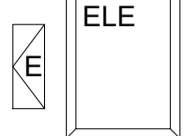


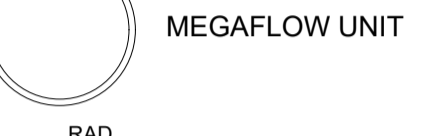
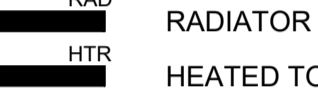



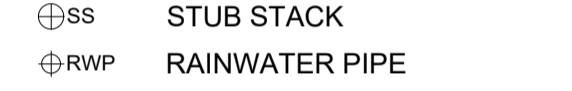
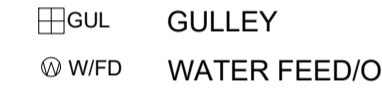
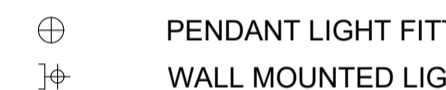
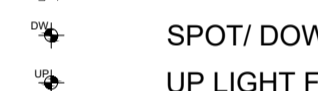
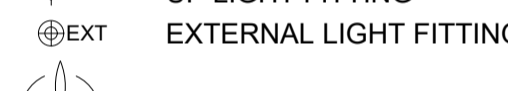
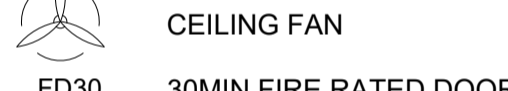
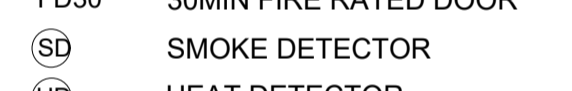
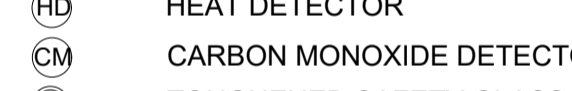
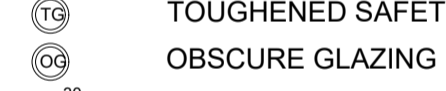
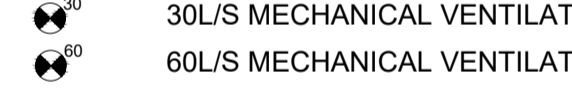
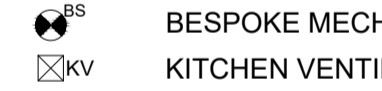
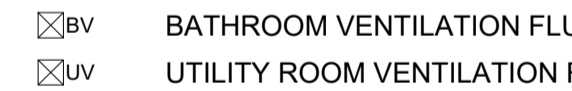
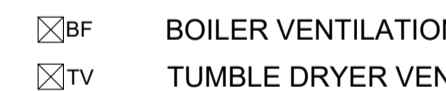












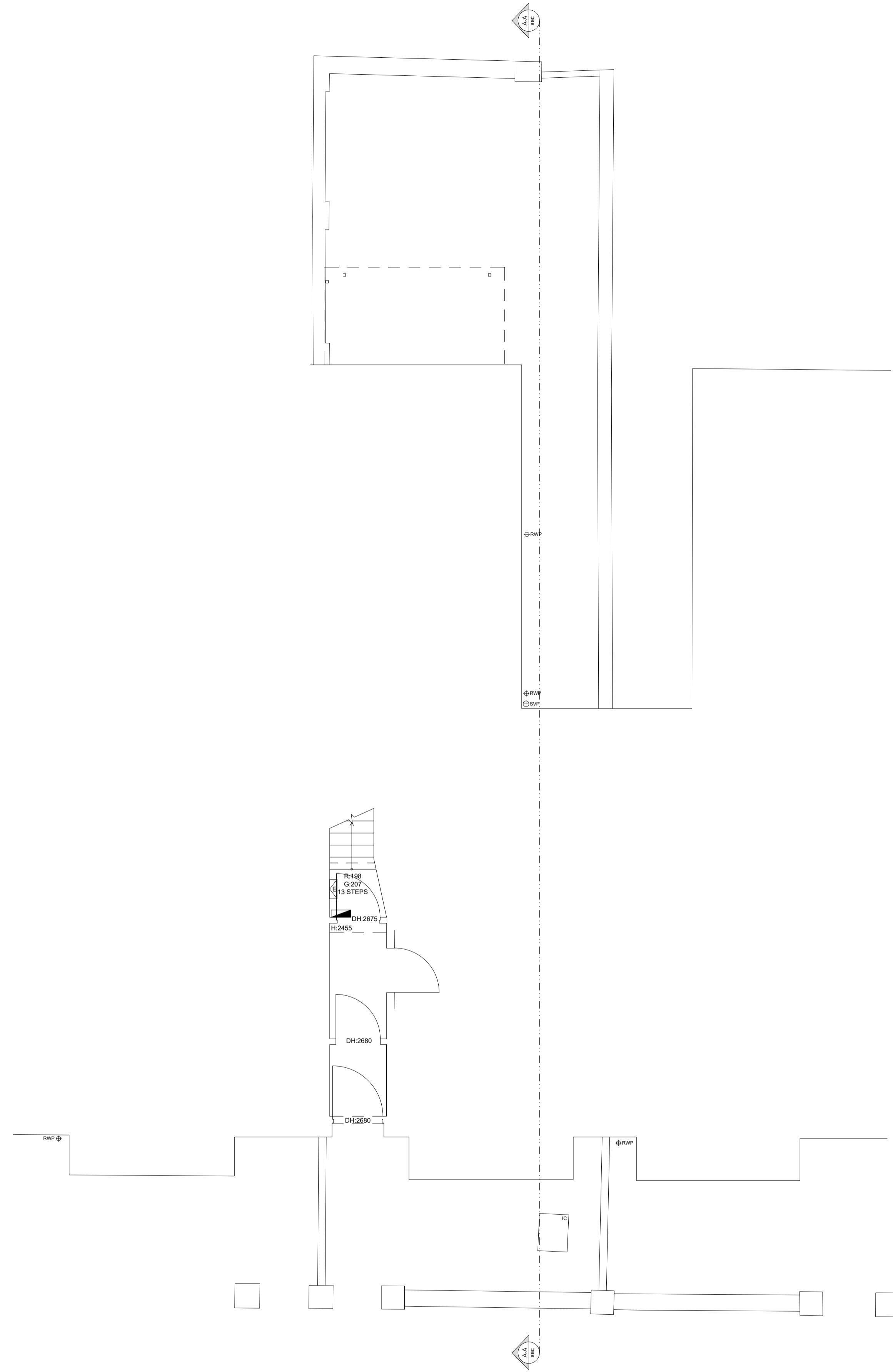
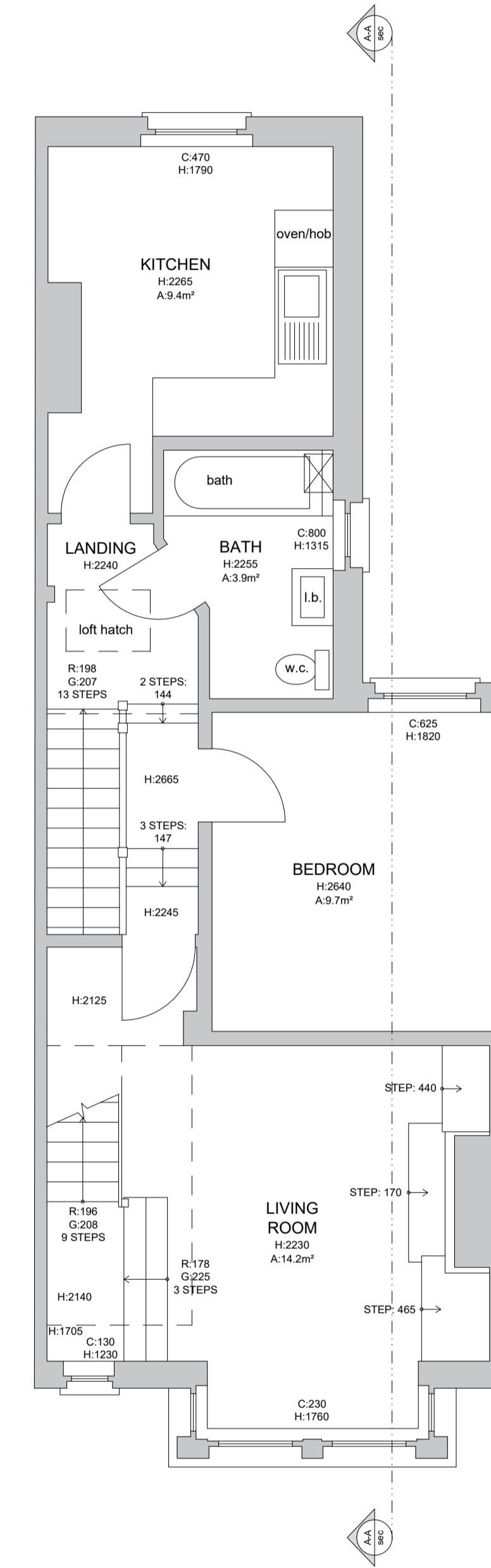


LEGEND

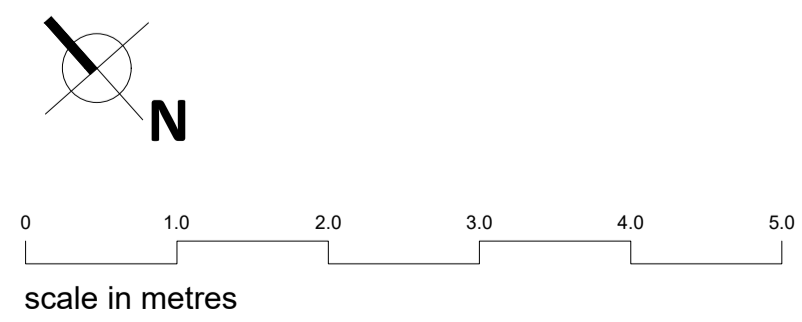
-  GAS METERS
-  ELECTRICAL METERS
-  BOILER
-  CONSUMER UNIT
-  MEGAFLOW UNIT
-  RADIATOR
-  HEATED TOWEL RAIL
-  DIRECTION OF ROOF FALL
-  INSPECTION CHAMBER
-  SOIL VENTILATION STACK
-  STUB STACK
-  RAINWATER PIPE
-  GULLEY
-  WATER FEED/OR TAPS
-  PENDANT LIGHT FITTING
-  WALL MOUNTED LIGHT FITTING
-  SPOT/ DOWN LIGHT FITTING
-  UP LIGHT FITTING
-  EXTERNAL LIGHT FITTING
-  CEILING FAN
-  30MIN FIRE RATED DOOR
-  SMOKE DETECTOR
-  HEAT DETECTOR
-  CARBON MONOXIDE DETECTOR
-  TOUGHENED SAFETY GLASS
-  OBSCURE GLAZING
-  30L/S MECHANICAL VENTILATION
-  60L/S MECHANICAL VENTILATION
-  BESPOKE MECHANICAL VENTILATION
-  KITCHEN VENTILATION FLUE
-  BATHROOM VENTILATION FLUE
-  UTILITY ROOM VENTILATION FLUE
-  BOILER VENTILATION FLUE
-  TUMBLE DRYER VENTILATION



AS EXISTING GROUND FLOOR PLAN 1:50 @ A1



AS EXISTING FIRST FLOOR PLAN 1:50 @ A1



LIFE SIZE

01273 666 744
studio@lifesizearchitecture.co.uk
www.lifesizearchitecture.co.uk

title: _____ date: _____ revision: _____

AS EXISTING GROUND & FIRST FLOOR PLANS

project no: 23003SLT drawing no: EX02

PLANNING

client: HARDEEP BRAR
project: 37 ST LUKE'S TERRACE, BRIGHTON
INTERNAL ALTERATIONS

date: 08/12/23 scale: 1:50 @ A1 drawn: CD checked: RB