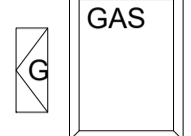
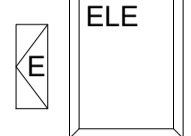


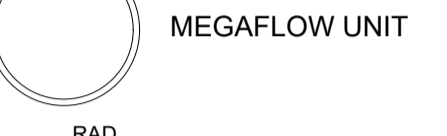




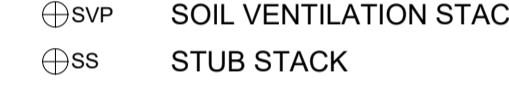
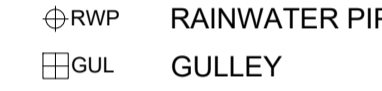
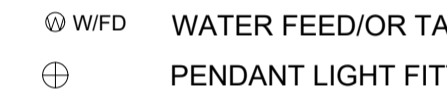

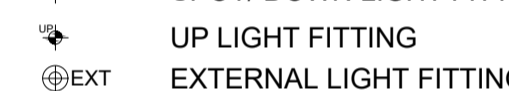


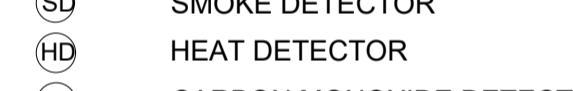
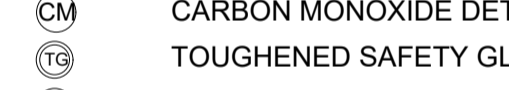
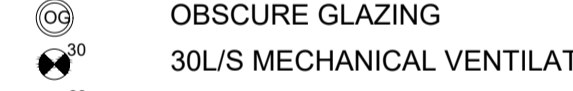
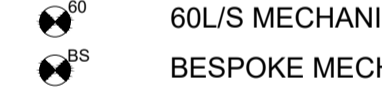
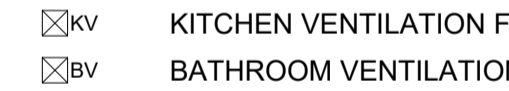













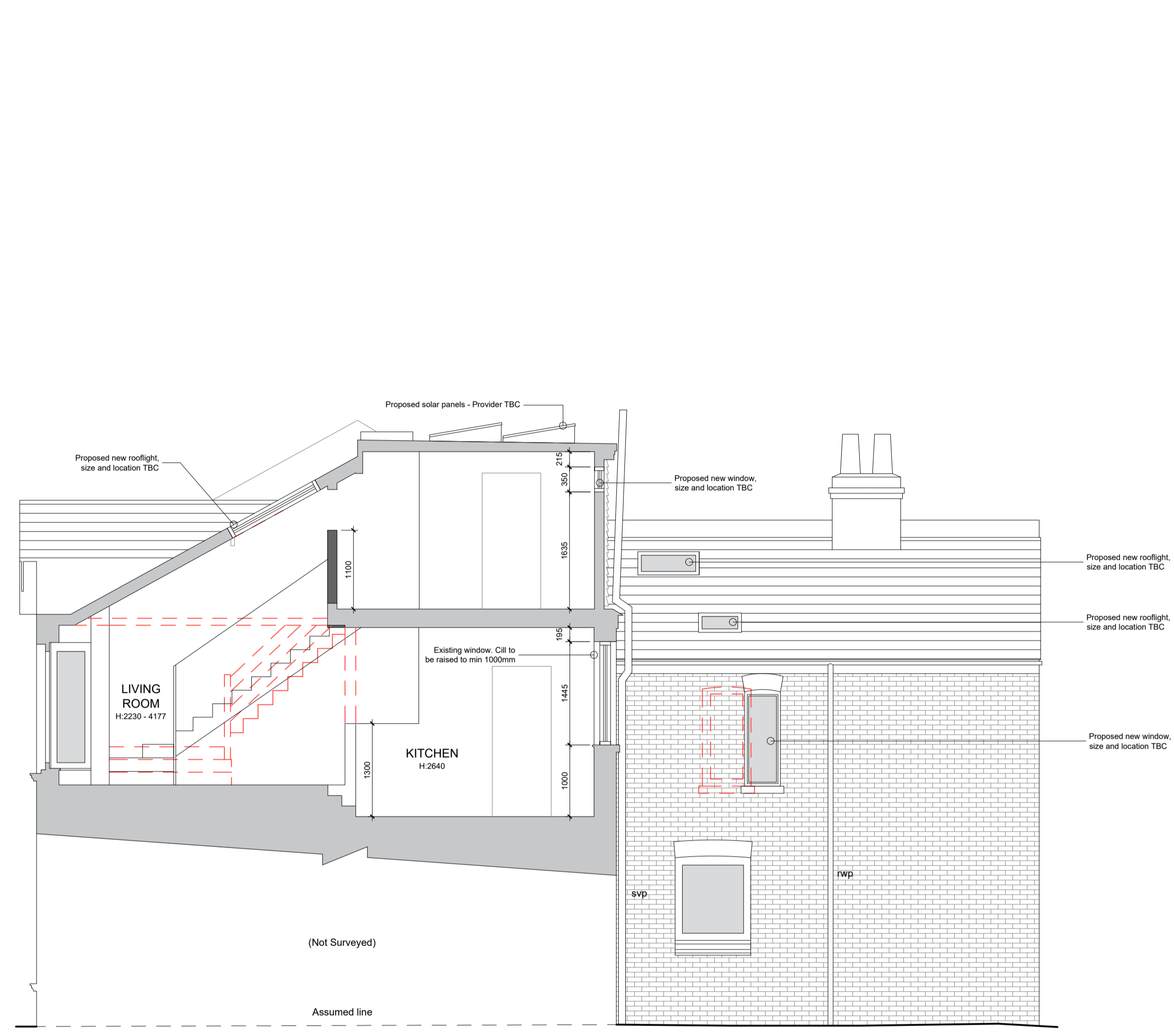
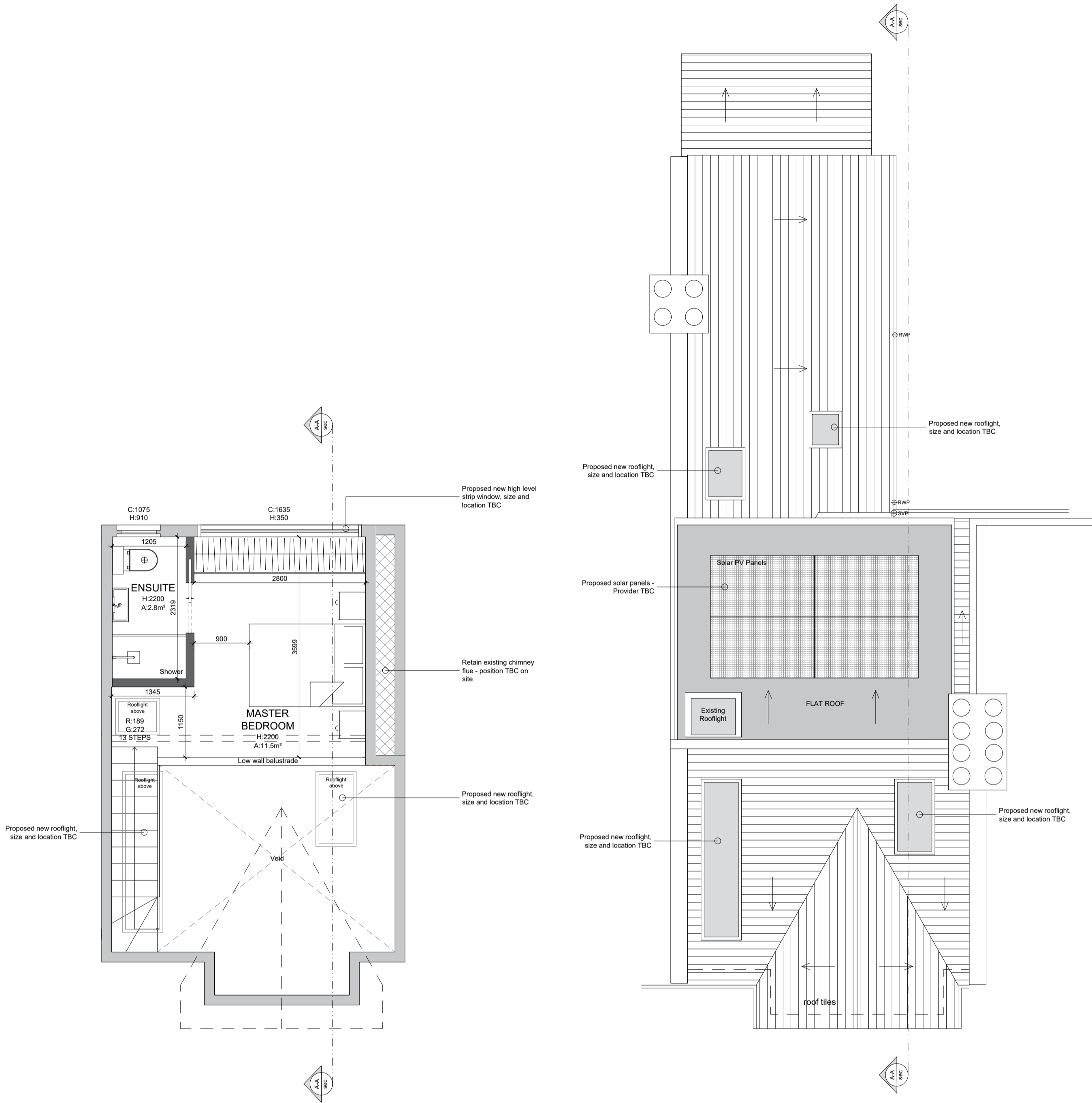


LEGEND

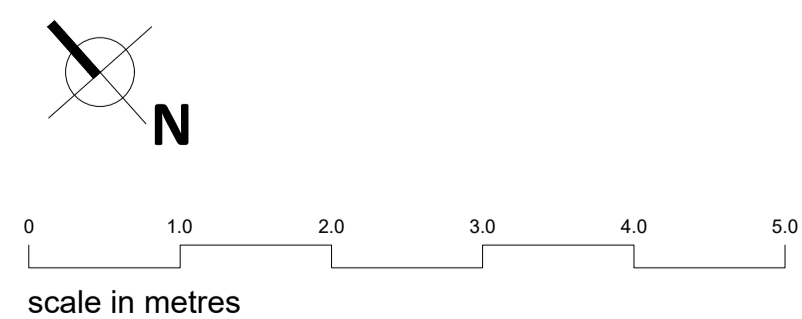
-  GAS METERS
-  ELECTRICAL METERS
-  BOILER
-  CONSUMER UNIT
-  MEGAFLOW UNIT
-  RADIATOR
-  HEATED TOWEL RAIL
-  DIRECTION OF ROOF FALL
-  INSPECTION CHAMBER
-  SOIL VENTILATION STACK
-  STUB STACK
-  RAINWATER PIPE
-  GULLY
-  WATER FEED/OR TAPS
-  PENDANT LIGHT FITTING
-  WALL MOUNTED LIGHT FITTING
-  SPOT/ DOWN LIGHT FITTING
-  UP LIGHT FITTING
-  EXTERNAL LIGHT FITTING
-  CEILING FAN
-  30MIN FIRE RATED DOOR
-  SMOKE DETECTOR
-  HEAT DETECTOR
-  CARBON MONOXIDE DETECTOR
-  TOUGHENED SAFETY GLASS
-  OBSCURE GLAZING
-  30L/S MECHANICAL VENTILATION
-  60L/S MECHANICAL VENTILATION
-  BESPOKE MECHANICAL VENTILATION
-  KITCHEN VENTILATION FLUE
-  BATHROOM VENTILATION FLUE
-  UTILITY ROOM VENTILATION FLUE
-  BOILER VENTILATION FLUE
-  TUMBLE DRYER VENTILATION



PROPOSED SECTION A-A / SIDE ELEVATION (SE) 1:50 @ A1

PROPOSED SECOND FLOOR PLAN - 1:50 @ A1

PROPOSED ROOF PLAN 1:50 @ A1



LIFE SIZE

01273 683 744
studio@lifesizearchitecture.co.uk
www.lifesizearchitecture.co.uk

title: **PROPOSED SECOND FLOOR & ROOF PLANS / SECTION A-A**

project no: **23003SLT** drawing no: **PR02**

drawing status: **PLANNING**

client: **HARDEEP BRAR**
project: **37 ST LUKE'S TERRACE, BRIGHTON
INTERNAL ALTERATIONS**

date: **08/12/23** scale: **1:50 @ A1** drawn: **CD** checked: **RB**