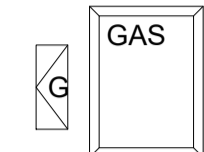
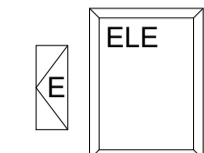
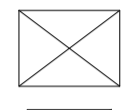

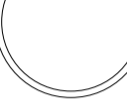


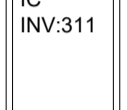



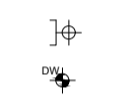




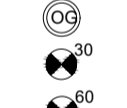
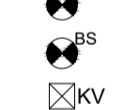













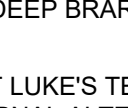
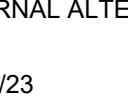

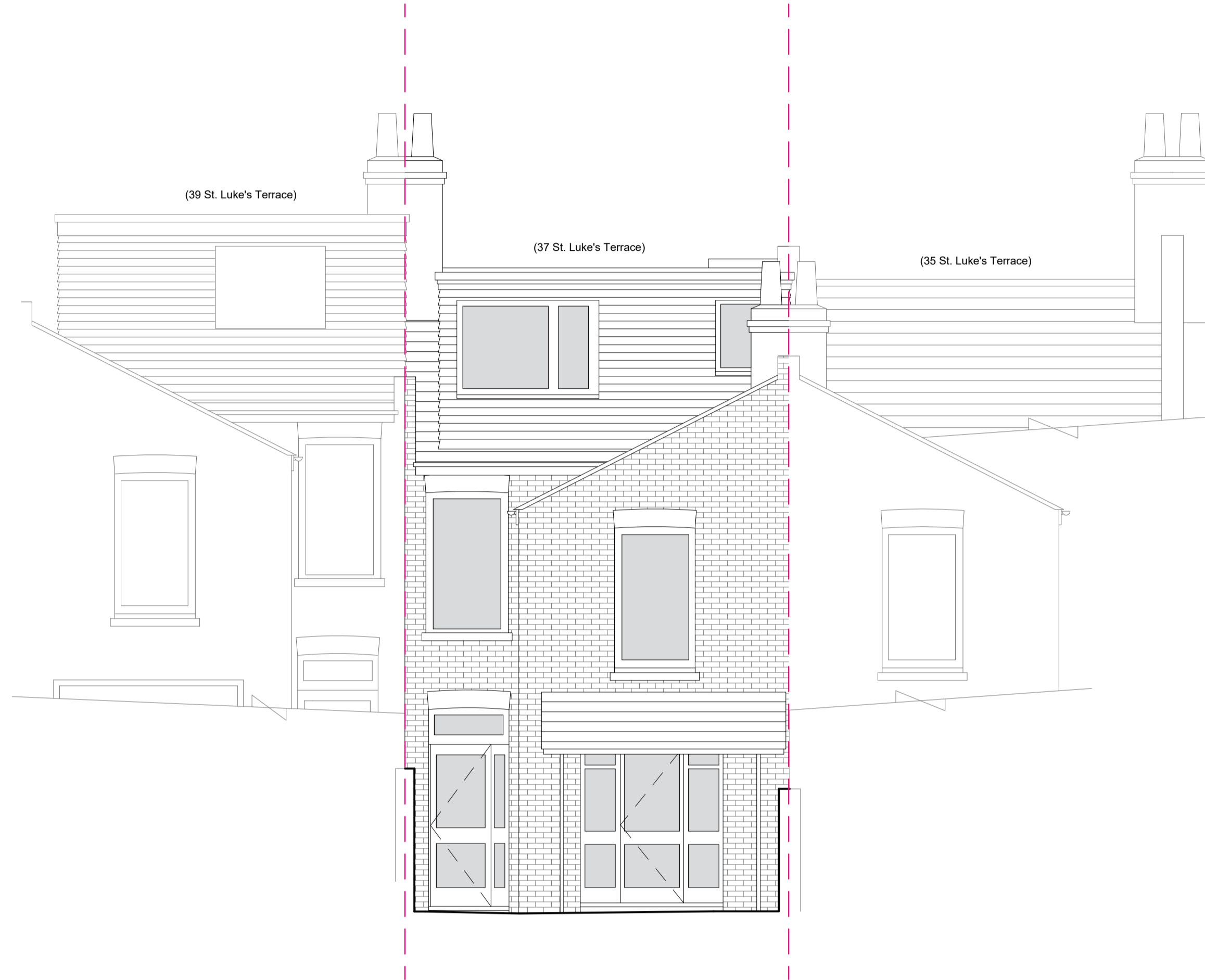


LEGEND


-  GAS METERS
-  ELECTRICAL METERS
-  BOILER
-  CONSUMER UNIT
-  MEGAFLOW UNIT
-  RADIATOR
-  HEATED TOWEL RAIL
-  DIRECTION OF ROOF FALL
-  INSPECTION CHAMBER
-  SOIL VENTILATION STACK
-  STUB STACK
-  RAINWATER PIPE
-  GULLEY
-  WATER FEED/OR TAPS
-  PENDANT LIGHT FITTING
-  WALL MOUNTED LIGHT FITTING
-  SPOT/ DOWN LIGHT FITTING
-  UP LIGHT FITTING
-  EXTERNAL LIGHT FITTING
-  CEILING FAN
-  30MIN FIRE RATED DOOR
-  SMOKE DETECTOR
-  HEAT DETECTOR
-  CARBON MONOXIDE DETECTOR
-  TOUGHENED SAFETY GLASS
-  OBSCURE GLAZING
-  30L/S MECHANICAL VENTILATION
-  60L/S MECHANICAL VENTILATION
-  BESPOKE MECHANICAL VENTILATION
-  KITCHEN VENTILATION FLUE
-  BATHROOM VENTILATION FLUE
-  UTILITY ROOM VENTILATION FLUE
-  BOILER VENTILATION FLUE
-  TUMBLE DRYER VENTILATION



EXISTING FRONT ELEVATION (SW) 1:50 @ A1



EXISTING REAR ELEVATION (NE) 1:50 @ A1



LIFE SIZE

01273 688 744
studio@lifesizearchitecture.co.uk
www.lifesizearchitecture.co.uk

description: date: revision:

Title:
AS EXISTING FRONT & REAR ELEVATIONS

project no: 23003SLT drawing no: EX04

drawing status:
PLANNING

client:
HARDEEP BRAR
project:
37 ST LUKE'S TERRACE, BRIGHTON
INTERNAL ALTERATIONS

date: 08/12/23 scale: 1:50 @ A1 drawn: CD checked: RB