

All dimensions to be checked on site by contractor prior to preparation of shop drawings and commencement of work on site.

Do not scale from this drawing.

This drawing and the copyrights and patents therein are the property of Apex Architecture and may not be used or reproduced without consent.

This drawing is to be read in conjunction with all relevant consultant's drawings/documents and any discrepancies or variations are to be notified to Apex Architecture before the affected work commences.



**MIXED HEDGEROW PLANTING - REFER TO FODDC HEDGE PLANTING SPECIFICATION FOR PLANNING APPLICATIONS DOCUMENT.**

Provide mix of hawthorn, blackthorn, hazel, beech and dog rose. All hedgerow planting should be carried out in accordance with BS1428:1989.

Code of practice for general landscape operations: Hedgerow shrubs should either be notch planted or trench planted. Hedge trenches should be dug to a minimum depth of 400mm and width of 600mm, with the plants put into the ground at the same depth at which they had been previously grown in the nursery. All plants need to be well heeled in after planting and watered in during dry weather. If hedging plant is supplied as a bare root specimen, it is important to make sure the roots do not dry out. It is advisable to keep them under a moist cloth or in a bucket of water during planting. Hedges should only be planted between November and March, while plants are still dormant. Avoid planting in very cold or wet weather.

Where hedgerow trees are to be included, these should be spaced at least 30m apart to prevent them overshadowing the hedge. To establish trees, they can be planted in the line of the new hedge along with the hedge plants, but use tree shelters to allow their identification during maintenance.

**PLANTING SPECIFICATION**

Hedge to be planted in two, staggered rows at a density of not less than 5 hedge plants per meter, with approximately 450mm between plants in the same row, and 300-400mm between rows. The interplant whips / transplants should be planted within this pattern in groups of 2-3.

**PROTECTION**

New hedge to be protected from wild grazing animals. Where double fence applicable, the fences must be a minimum width of 2 meters apart. Erect fence using treated wooden posts with galvanised stock netting and wire, to a height of 1.4m.





Protect hedgerow from rodent damage with spiral tree guards or rabbit netting, which can be removed once the plants are well established (approx 3-5 years).

**WEED CONTROL**

Clear area of 1 metre across line of hedge of all vegetation in line with the new hedge. Provide a Mulch layer of composted bark or chippings over cleared area in order to suppress weed growth, mulch layer must be at least 100mm deep.

**HEDGE TRIMMING**

Hedges to be trimmed in January or February to avoid the destruction of bird's nests, and allow any berry crop to be used by wintering birds. Trim on a two or three year rotation, rather than annually.

- KEY:**
-  Proposed Trees 5m - 8m
  -  - Mountain Ash Tree (Sorbus Aucuparia)
  -  - Field Maple (Acer campestre)
  -  Hawthorn Hedge

- PLANTING NOTES**
- TREES**
- All trees to be supplied as 8 / 10 Nursery Standards or 12 / 14 Extra Heavy Standard.

Existing fence and planting to remain.

Existing post and rail style fencing to remain

New fruit trees

New trees (7t Amelanchier, Paul Scarlet and Rowan trees)

New mixed hedge

Existing flanking walls to be clad with natural stone slips to match the existing stone piers.

New black wrought iron gates

New stock proof fence attached to a post and rail timber fence.

New mixed hedge (hawthorn, blackthorn, hazel, beech), interspersed with flowering species such as dog rose, field maple and honeysuckle.

**Proposed Site Plan 1:500**



Oak House, Aylburton, Gloucestershire GL15 6ST 01594 516151  
 W/astone Business Park, Monmouth NP25 3SR 01600 800101  
 The Site, 24 Chosen View Rd, Cheltenham GL51 9LT 01242 650 980

Client: Mr C. Dooley

Project: Land to rear of Walnut Tree Cottage  
 Main Road, Avington,  
 Glos, GL15 6AT

Title: Proposed Site Plan

Job No.	Drawing No.	Revision
AA739wt	201	A

Scale	Issue	Date
1:500 @ A3	Planning	Dec 2023

www.apexarchitecturaid.com enquiry@apexarchitecturaid.com