Trent Furniture, Regent Road, Enderby. | Landscape Proposals

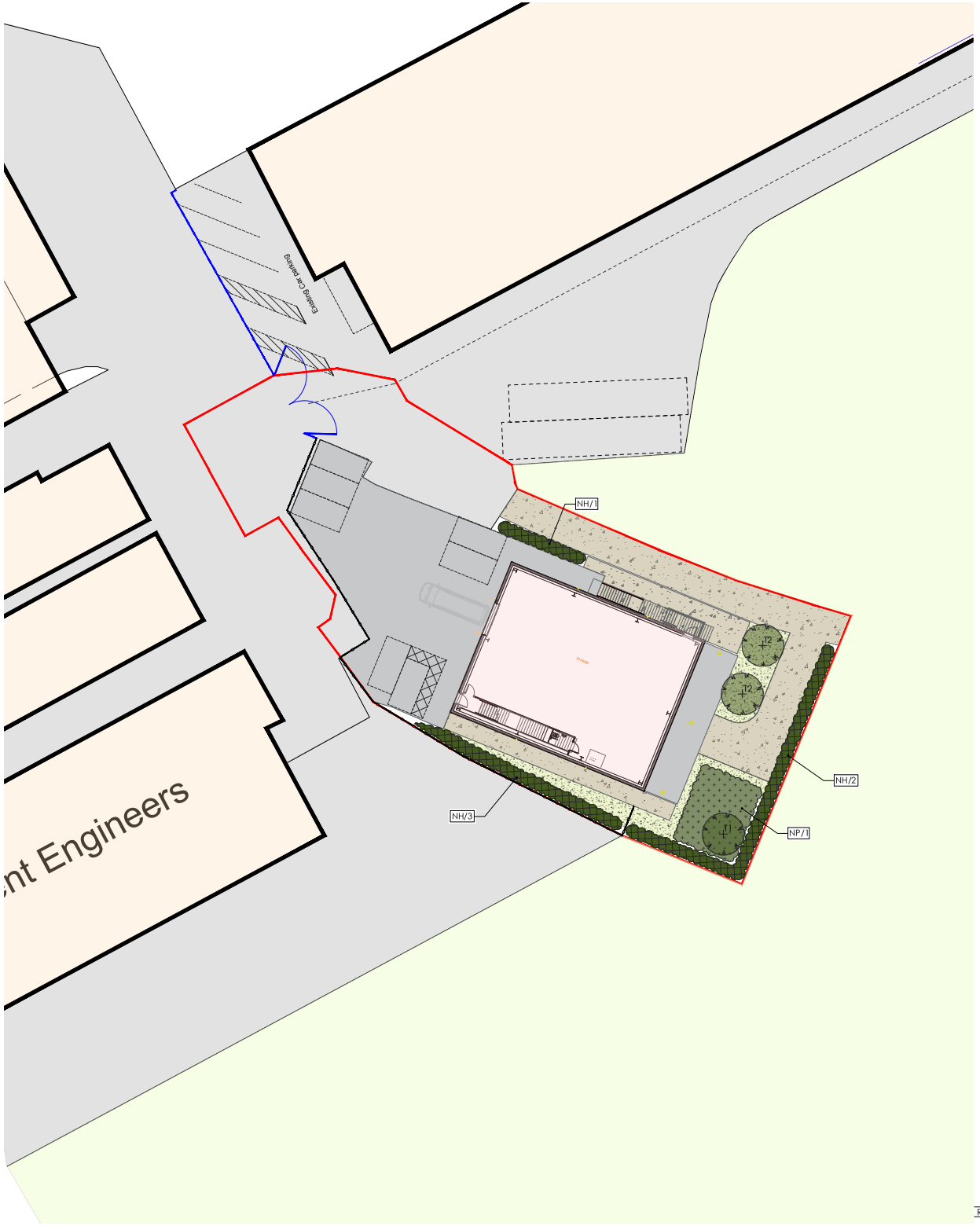

Tree and Shrub Planting General
Prior to planting topsoil shall be moist, friable and not waterlogged. Carry out planting during suitable weather conditions, do not plant during frozen or windy conditions. Where beds are overgrown with weeds apply herbicide in accordance with manufacturers recommendation. Allow fallow period before cultivation. Container grown plants can be planted at any time of year if ground and weather conditions are favourable. Bare root trees and shrubs can be planted from late October to March. All plants shall be as specified, undamaged, sturdy, healthy and vigorous. They shall be free from pests, diseases, discoloration and physiological disorders. Name, form, dimensions, provenance and other criteria shall be as defined in The National Plant Specification. All plant handling shall be in accordance with HTA 'Handling and Establishing Landscape Plants'. All plants shall be stored in a secure environment and protected from site operations and over exposure to adverse weather conditions. Where topsoil is compacted it shall be broken up to a depth of no less than 350mm into particles of 2-8mm, with the surface left regular and even. Levels shall be 25mm above kerbs and hardstandings and 50mm above adjacent grass areas. Remove all visible weeds, roots and large stones exceeding 30mm. Do not cultivate soil within rootspread of existing trees and shrubs. All plants shall be planted upright or well balanced with best side to front. MycorForce Transplanter shall be spread around the roots of each plant during planting at a rate specified by the supplier.

Works Cleanliness
Remove any soil and arisings from adjacent hard surfaces and leave works in a clean, tidy fashion at completion.

Watering
Water all plants immediately after planting, thoroughly and without damaging or displacing plants or soil.

Bark Mulch
All planting areas to receive 75mm depth of Melcourt Ornamental grade bark mulch unless otherwise directed.
Hedges to receive 1m wide, 75mm depth of bark mulch to base.
Individual trees in grass to have 75mm depth, 600mm diameter bark much to base.

Notes
All soft landscape works to be carried out in accordance with the following guidelines:
BS4428:1989 Code of Practice for General Landscape Operations.
BS8545:2014 Trees from Nursery to Independence in the Landscape. Recommendations.
All new planting stock shall comply with the following guidelines:
BS4043:1989 Transplanting root-balled trees
BS3936:1992 Nursery Stock Part 1. Specification for Trees and Shrubs.
Follow good modern horticultural practice in any proposed soft landscaping.
Planting compost shall be entirely free of peat. Proprietary products based on composted straw, manure or coir are acceptable, but products based on wood chips or bark shall not be used.

Proposed Native Hedgerow

To be planted at 5 plants per linear metre in double staggered row. All with spiral rabbit guards and secured with bamboo cane. Plant at 750mm from fence boundary. Areas for planting shall be treated with a translocated herbicide such as Glyphosate to clear any existing weeds before planting, the ground shall be cultivated to a depth of 300mm. Whips shall be pit planted, with backfill mixed with 70grams of Enmag slow release fertiliser. All stock delivered to site shall be of proven British provenance, a certificate shall be provided to the Landscape Architect to prove provenenance of plants prior to delivery to site.
Dip all roots into MycorForce Whip Dip prior to planting. Add 75mm deep 1m wide amenity barm mulch.

Typical Hedge Planting Plan (NTS)

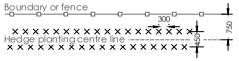

Mix	Native Hedge	NH1	NH2	NH3			Size	Tls
10%	Acer campestre	4	18	11			1+1 80-100 br	33
10%	Corylus avellana	4	18	11			1+1 80-100 br	33
30%	Crataegus monogyna	21	90	54			1+1 80-100 br	165
10%	Ilex aquifolium	10	18	11			60-90 3L	33
15%	Prunus spinosa	6	27	16			1+1 80-100 br	49
5%	Rosa canina	2	9	5			1+1 40-60 br	16

Proposed Native Scrub/Shrub Planting

To be planted within the specified areas shown below at 1m centres. Areas for planting shall be treated with a translocated herbicide such as Glyphosate to clear any existing weeds before planting. After herbicide has taken effect cultivate the area to a coarse tilth 250mm deep. Whips shall then be pit planted, with backfill mixed with 70grams of Enmag slow release fertiliser. Gently firm in by treading. All stock delivered to site shall be of proven British provenance, a certificate shall be provided to the Landscape Architect to prove provenenance of plants prior to delivery to site. All to have Tubex Netguard, 60cm high and 150mm diameter, dark green colour. To be fixed to firmly anchored softwood timber stakes using 2no. plastic cable ties. Dip all roots into MycorForce Whip Dip prior to planting. Contact supplier for application details, Tel:English Woodlands Burrow Nursery 01 435 862992.

Plant Numbers for Native Planting Areas

No.	Species	NP1					Size	Tls
10	Betula pendula	5					1+1 80-100 br	5
20	Corylus avellana	10					1+1 80-100 br	10
40	Crataegus monogyna	19					1+1 80-100 br	19
15	Ilex aquifolium	7					1+1 80-100 cgl	7
5	Rosa canina	2					1+1 80-100 br	2
10	Viburnum opulus	5					1+1 80-100 br	5

Wildflower Turf

Lay Landscape WFT-34 supplied by Wildflower Turf. Two cuts per year, once following flowering and then later summer/early autumn.

Lay turf with minimum delay after lifting, within 18 hours during spring and summer and 24hours autumn and winter. If required stack in piles not higher than 1m.
Lay turf with minimum delay after lifting, within 18 hours during spring and summer and 24hours autumn and winter.
Do not lay turf during persistent cold weather or drying winds or if soil is frost bound, waterlogged or excessively dry.
Prepare topsoil to BS3882:2015, topsoil shall be dry and workable, reduce to a true, even surface, friable and lightly firmed but not over compacted fine tilth to a depth of 25mm. Remove surface stones and clods exceeding 15mm. Where required extend cultivation into existing adjacent grass areas sufficient to allow marrying in of levels.
Ensure contours are free and flowing with falls for adequate drainage. Lay turf with broken joints, well butted up. Do not stretch turf. Edges shall be laid to whole turfs and trimmed to true line. Remove high spots and fill hollows with fine soil. Lightly and evenly firm as laying proceeds to ensure full contact with substrate. Do not use rollers. Dress with horticultural sand and completely fill all joints. Lay planks over previously laid turf, do not walk on prepared beds of newly laid turf.

Topsoil and Subsoil
Do not use subsoil contaminated with with bricks, concrete, hardcore, rubbish or other materials that are corrosive, explosive or flammable, hazardous to human or animal life and are detrimental to plant life. Subsoil shall be excavated and or placed to required profiles and levels. When ground conditions are reasonably dry, subsoils shall be loosened to a depth pf 300mm and all stones larger than 50mm shall be removed. Where existing topsoil on site is deficient and requires topping up, all imported topsoil shall be in accordance with BS3882:2015 and with NHBC requirements.
Do not use topsoil contaminated with with subsoil, rubbish or other materials that are corrosive, explosive or flammable, hazardous to human or animal life and are detrimental to plant life. Topsoil shall be stored in heaps no higher than 1m and wider than 2m and shall be protected from contamination and compaction. Following spreading, topsoil areas shall be cultivated to suitable depth and tilth when weather is suitably dry and the surface shall be left regular and even, levels shall be 25mm above adjacent kerbs and 50mm above lawns. Any visible weeds, roots and large stones shall be removed. Do not compact topsoil, and ensure a friable texture of separate visible crumbs.
Recommended depth after settlement:
Grass Areas: 100mm / Shrub Areas: 300 to 450mm

Revisions	Dwn.	Date

The copyright to this drawing belongs to ISL Associates Ltd (Ian Stemp Landscape Associates) and shall not be reproduced without their written consent.
Do not scale from this drawing.

KEY & NOTATION

- **Plot Boundary**
- **Existing Retained Vegetation**
- **Proposed Buildings**
- **Existing Buildings**
- **Existing Concrete Surface**
- **Proposed Concrete Surface**
- **Proposed Crushed Stone Surface**
- **Proposed Anti Trespass Fence**
- **Existing Fence**
- **Existing Green Infrastructure**
- **Proposed Tree Planting**

The excavated hole shall be of sufficient size to accommodate the root-ball or container, allowing approximately 500mm clearance.
Before planting the sides of the pit shall be broken up and the base dug over to a depth of 150mm to improve drainage. The tree will be planted to the same depth as it was in the nursery. Backfill will be firmed in around the rootball to prevent any air pockets.
The pit shall be backfilled with a ⅔- mix of good quality topsoil and an non peat based compost. 140gms of Enmag granular slow-release fertiliser shall be incorporated to the fill mixture.

Root Barriers
Where an installed rootball is within 3m of an exsiitng underground service route install protective root barrier with sides vertical and finished 75mm below finished ground level. To be Greenleaf ReRoot 2000 or similar approved.

Trees in soft ground
Trees shall be double staked and fixed to horizontal crossbar using rubber strapping, with rubber block positioned between the tree and cross bar.
Stakes shall be 60mm diameter treated softwood, driven firmly into ground either side, and not through the rootball, with tree central between the stakes. The above ground height of the stake should be a minimum of a third of the stem high. All trees to receive perforated watering pipes surrounding root ball.

Tree Aftercare
Any necessary formative pruning will be carried out and where appropriate woodchip/bark mulch applied to a depth of 75mm, and to at least the edge of the planting pit.
A properly planned maintenance programme should be kept up until successful establishment of the trees. This may include watering when necessary, checking of the support systems, weed control and further mulching.

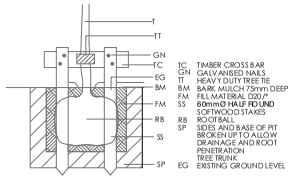

Tree Pit and Staking Detail (NTS)

Scale: 1:200 @ A1
0 1m 10m

Project
Trent Furniture, Regent Road, Enderby, Leics

Drawing
Detailed Landscape Proposals

Status
For Planning, Tender & Construction

Date
24.10.2023

Dwg. No.	Revision	Drawn	Checked
23.1818.001	-	cin	cin

Francis House, Coventry Road
Burbage, Leics LE10 2HL
T. 01455 611 950

Ian Stemp Landscape Associates
Landscape Architecture Landscape & Visual Assessment Arboriculture Ecology

Landscape Institute Registered Practice