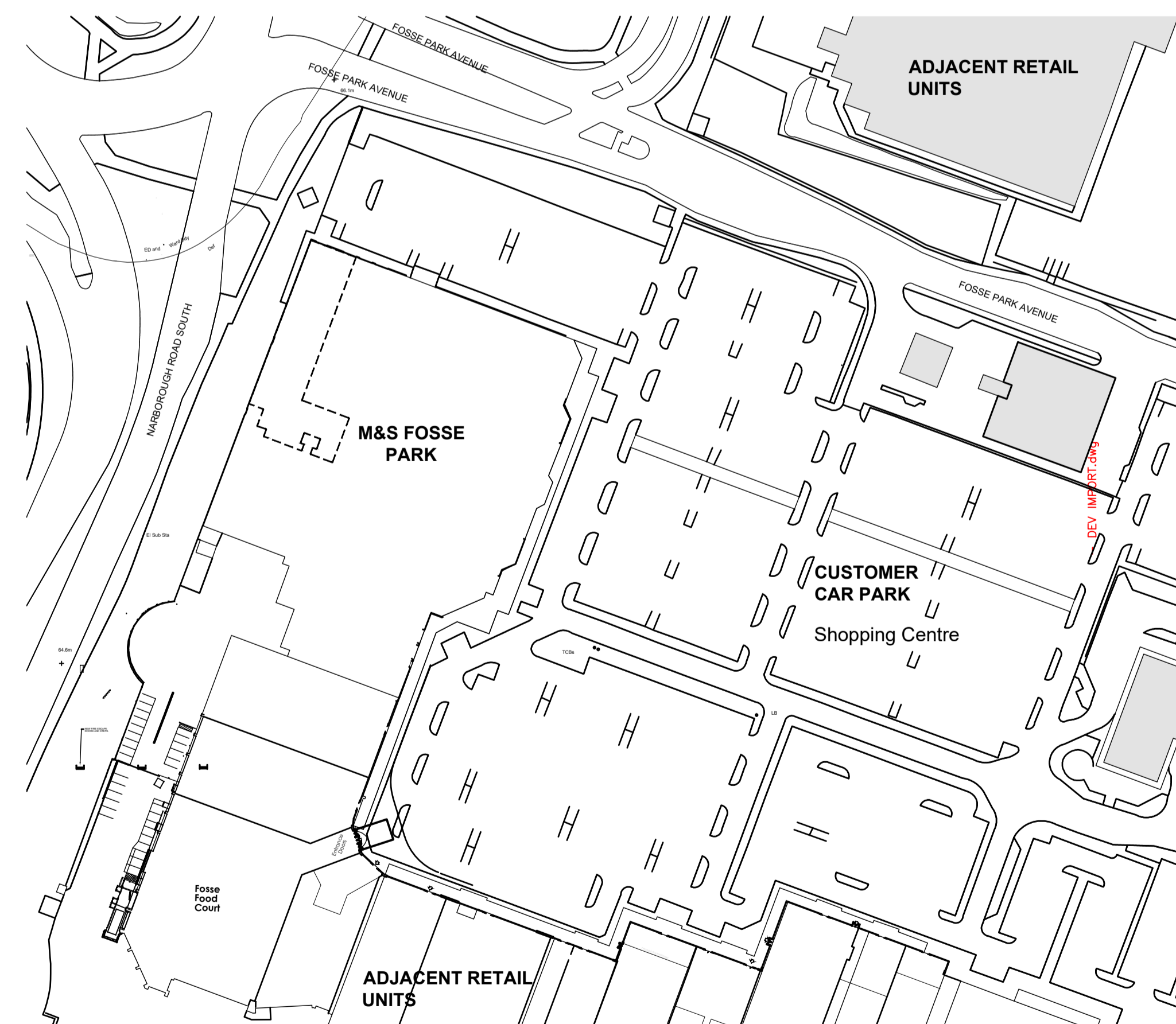
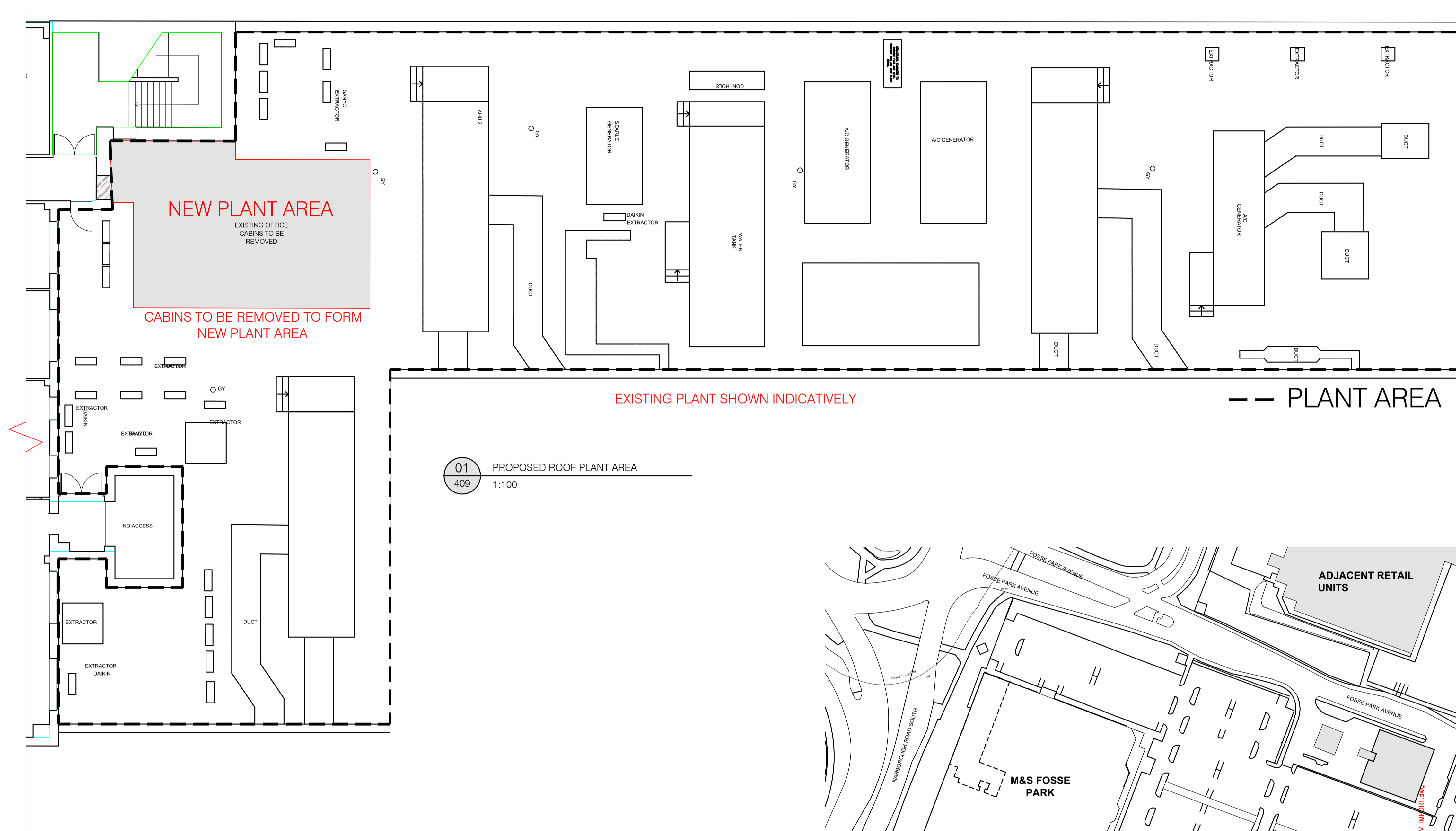
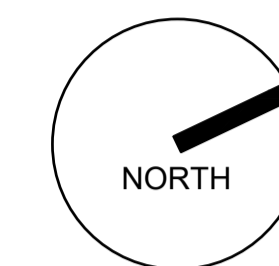
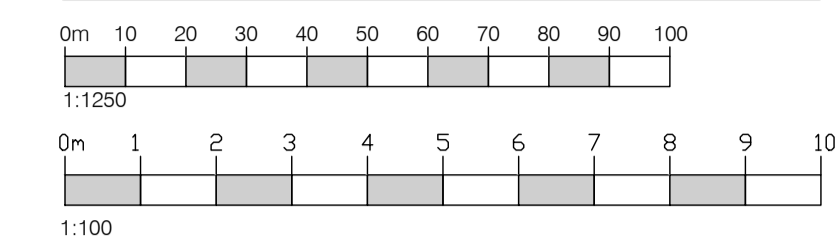


ALL DIMENSIONS TO BE CHECKED ON SITE.  
COPYRIGHT PROTECTED.

PLANNING



02 LOCATION PLAN  
1:1250

REV	DATE	DESCRIPTION	DRAWN	CHECKED
03	12.09.23	TEXT OVERLAPS ADDRESSED	FOC	RS
02	06.09.23	CHANGED RED LINE TO BLACK	FOC	RS
01	03.08.23	NOTES UPDATED	RS	FOC

LOCATION FIGURE

**M&S**  
EST. 1884

STORE NAME  
**FOSSE PARK**

COUNTRY  
**ENGLAND**

PROJECT  
**MARKS & SPENCER  
FOSSE PARK**

DRAWING  
**PROPOSED  
PLANT AREA**

CONSULTANT  
**LEWIS AND HICKEY**

DISCIPLINE DESCRIPTION  
**ARCHITECTURE**

CONSULTANT LOGO

18 Farnham Road  
Guildford  
Surrey  
GU1 4XA

Tel: 01483 560908  
Fax: 01483 560660  
Email: guildford@lewisandhickey.com

SCALE	PAPER SIZE	DATE	DRAWN	CHECKED
1:100	A1	03.08.23	RS	FOC

STORE NUMBER	PROJECT No	DISCIPLINE CODE	DRAWING No
0369	LFP173	A	409

CONSULTANT PROJECT No	STATUS	REVISION
G4734	P	03