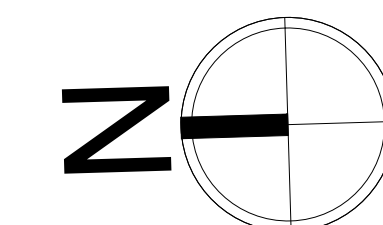
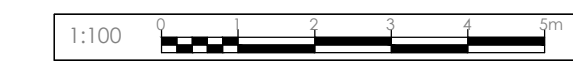
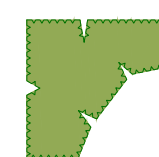

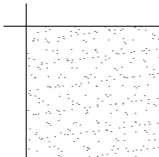
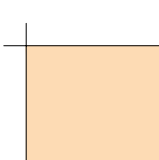

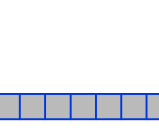


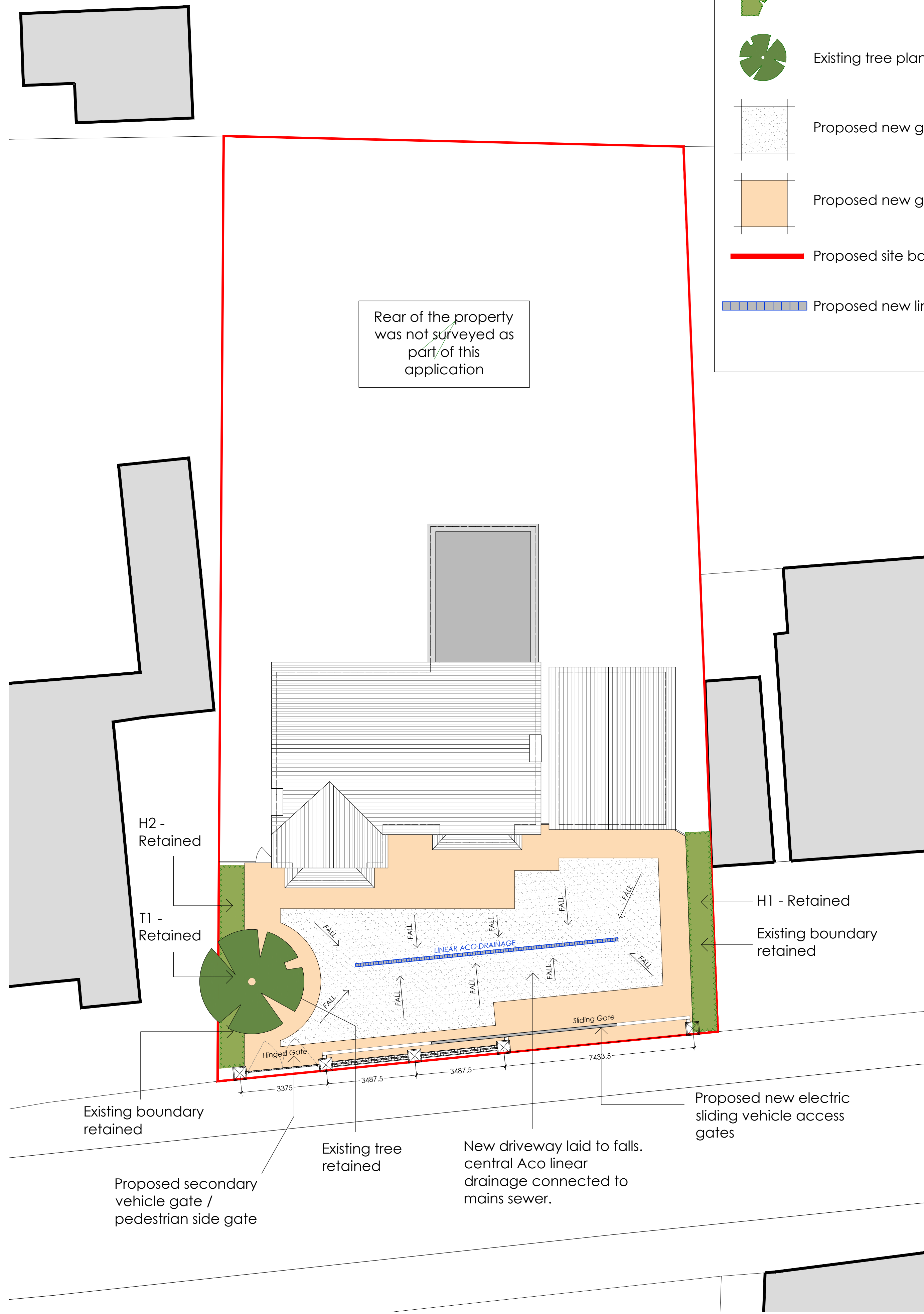
COPYRIGHT NOTICE:
This drawing is the copyright of the designer and may not be reproduced or used except by written permission.

Do not scale from this drawing. Use figured dimensions only. All levels and dimensions to be checked on site. All level and dimensional discrepancies are to be brought to the immediate attention of SMARTTECH Design.
Responsibility cannot be accepted for alteration and/or deviation from this design without prior acknowledgement of SMARTTECH Design.
Copyright reserved. This drawing may only be used for the client and location specified on the title block. It may not be copied or disclosed to any other third party without prior written consent from SMARTTECH Design.



Site layout legend:

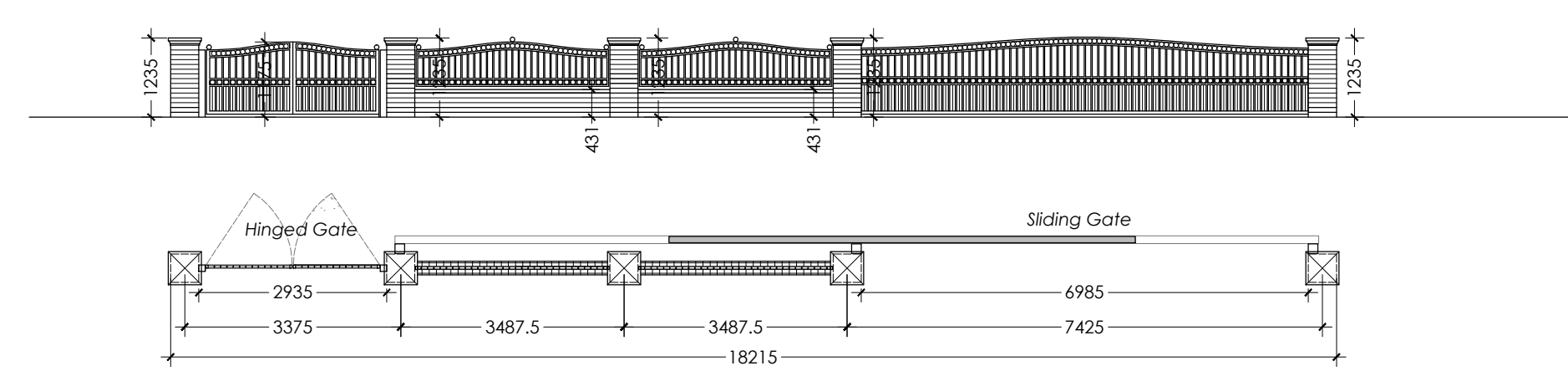
-  Existing hedgerow retained
-  Existing tree planting to be retained
-  Proposed new gravel driveway
-  Proposed new granite setts, colour pink
-  Proposed site boundary
-  Proposed new linear drain



Existing Front Elevation



Proposed Front Elevation



Proposed Boundary Wall

- Materials:**
1. Blue / Grey engineering brickwork to match existing dwelling
 2. Red smooth brickwork to match existing dwelling
 3. Powder coated steel side hinged gates, colour black.
 4. Powder coated steel railings, colour black.
 5. Powder coated steel sliding gate, colour black.
 6. PFC fluted pier caps.

PLANNING

Rev A 231206 SM Wall and railings height reduced.

Rev.	Date	Drawn	Note
SMARTTECH DESIGN			
<small>T: 01664 371056 / 07723 185746 E: info@smarttechdesign.co.uk Sarah Mickowski trading as SMARTTECH Design</small>			
Project: Proposed New Boundary Wall 29 New Street Blaby For Mr & Mrs Wright			
Drawing Title: Elevations & Site Plan			
Scale: 1:100@A1	Drawn: SM	Status: PLANNING	Date: July 2023
Drawing Number: 0084-P02-002			Revision: A

Proposed Site Plan