





<b>T</b>	<b>G</b>	<b>H</b>	<b>W</b>	<b>S</b>
INDIVIDUAL TREE	GROUP OF TREES	HEDGEROW	WOODLAND GROUP	SHRUB

 **EXISTING LAYOUT**

**TREE QUALITY ASSESSMENT CATEGORY**

	<b>CATEGORY 'A' HIGH QUALITY</b>
	<b>CATEGORY 'B' MODERATE QUALITY</b>
	<b>CATEGORY 'C' LOW QUALITY</b>
	<b>CATEGORY 'U' UNSUITABLE FOR RETENTION</b>

Based on British Standard 5837:2012 Table 1.  
Please refer to Appendix 2 of the arboricultural report for more detailed category definitions.

 **ROOT PROTECTION AREA (RPA)**

The Root Protection Area (RPA) is a layout design tool highlighting the underground tree constraints. Along with the tree stem and branches the RPA must be considered prior to and during development.

Written consent must be obtained from Godwins Arboricultural Limited before copying or using the data within this drawing other than for the purpose it was originally supplied.  
Do not scale from this drawing.

**GODWINS ARBORICULTURAL LIMITED**  
 www.godwins.co.uk      info@godwins.co.uk      0800 030 4045  
 17 Wood Street  
 Bolton  
 BL1 1EB

<b>PROJECT TITLE:</b> Plox Brow, Tarleton, Preston		
<b>DRAWING TITLE:</b> TREE CONSTRAINTS PLAN	<b>SCALE:</b> 1:500 @ A2	<b>ISSUE DATE:</b> 25.10.22
<b>DRAWING NUMBER:</b> TCP.13503	<b>REVISION:</b> .01	<b>DRAWN BY:</b> RG