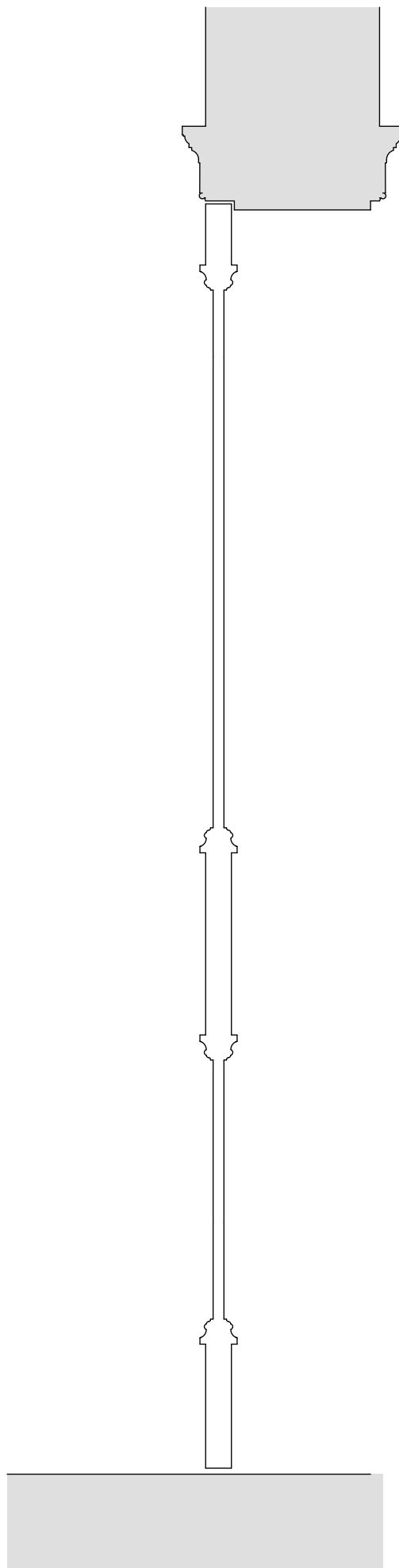
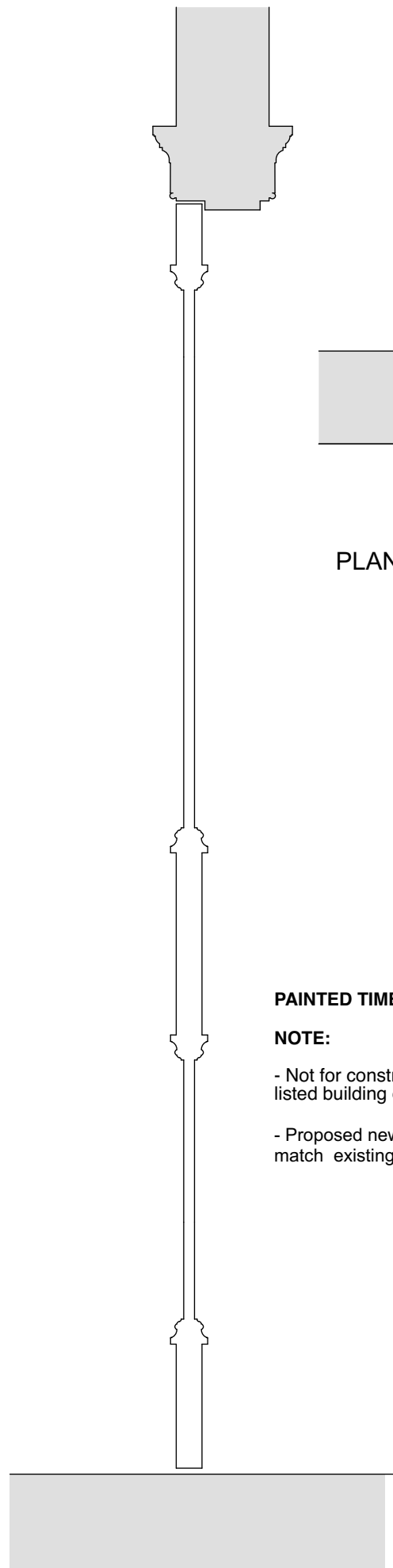


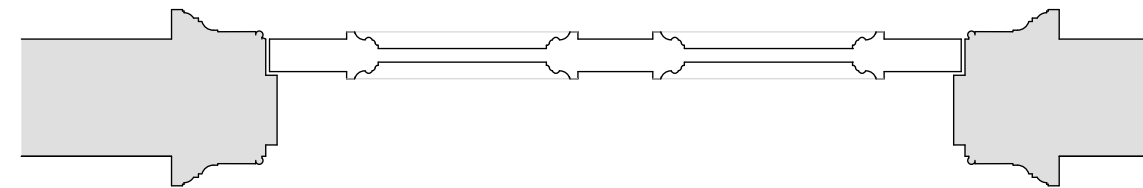
TYPICAL ELEVATION OF DOOR LEAF



SECTION DETAIL; deep reveal



SECTION DETAIL; standard reveal



PLAN DETAIL



PAINTED TIMBER INTERNAL PANELLED DOOR

NOTE:

- Not for construction, all dimensions limited for planning and listed building consent purposes only.
- Proposed new door leaves, frames, linings and architraves to match existing doors and skirtings.

Table of revisions. WIP denotes 'work in progress'

Rev	Ch ID	Description	Date
A	Ch-02	First Issue	22/12/2023

This documents and its design content is copyright ©. It shall be read in conjunction with all other associated project information including models, specifications, schedules and related consultants documents. Do not scale from documents unless for planning purposes. All dimensions to be checked on site. Immediately report any discrepancies, error or omissions on this document to the Originator. If in doubt ASK. Limitations on the use of information in this drawing is described in our terms of appointment.

hmad architects The Nook | Simmonds Place
Saunders Way | Cullompton
EX15 1BS
01392 459777
mail@hmad.co.uk

Project:
The Old Vicarage, Woodbury Salterton. EX5 1PG
for D Wright & M Wright

Drawing title:
Door Details - proposed new internal door details

Drawing number: **2342 3218** Revision: **A**

For use up to and not beyond RIBA stage:

3 Spatial Co-ordination

Drawing scale(s) 1:10 @ A3
originator: mr checked: mr