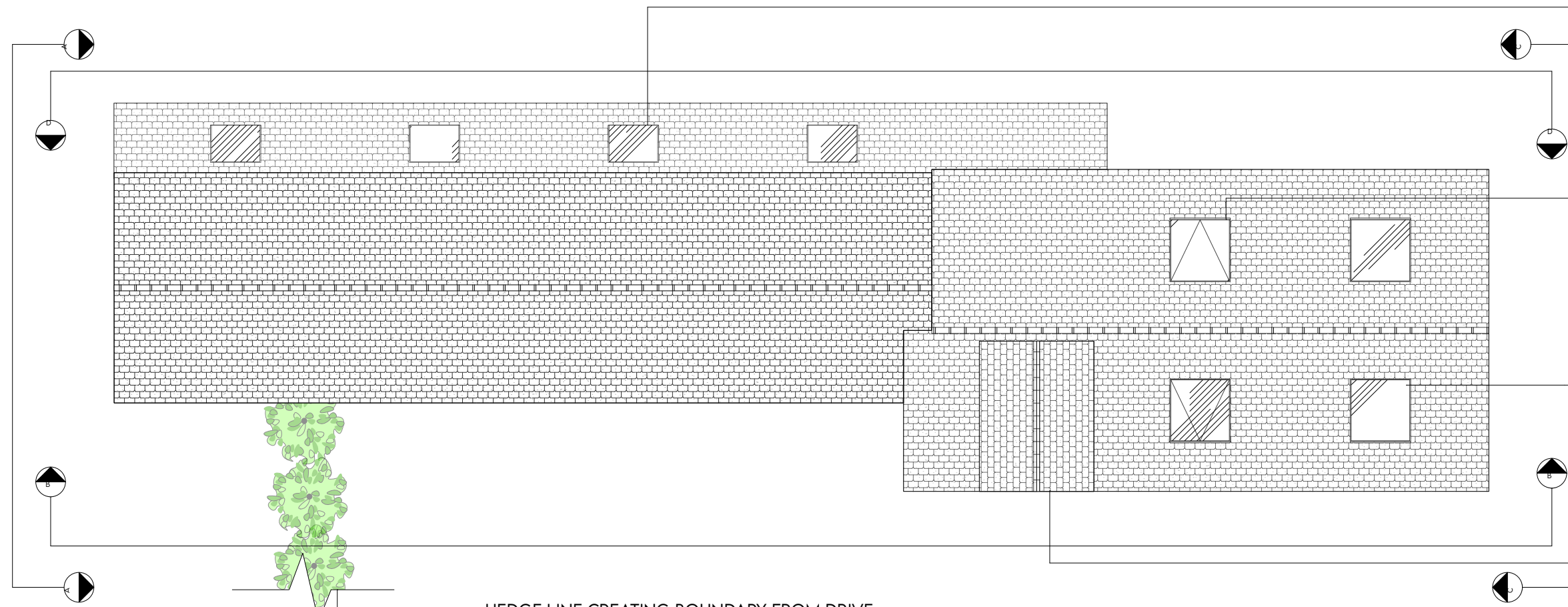


7 Existing Roof Plan
Scale: 1:100

PROPOSAL TO REPLACE EXISTING BLACK TIMBER BARN WITH NEW DOUBLE STOREY BARN/EXTENSION

EXISTING DOUBLE GARAGE TO BE DEMOLISHED



8 Proposed Roof Plan
Scale: 1:100

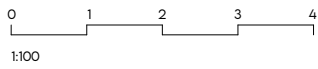
X4 DOUBLE GLAZED 1000X800 FIXED ROOF LIGHTS


X2 DOUBLE GLAZED 1200W X 1400H VELUX ROOF LIGHTS

X2 DOUBLE GLAZED 1200W X 1400H FIXED ROOF LIGHTS

DORMER WITH UPVC DOUBLE GLAZED WINDOW

HEDGE LINE CREATING BOUNDARY FROM DRIVE TO PRIVATE BACK GARDEN



TITLE: EXISTING & PROPOSED ROOF PLANS	DRAWN BY: EB	 BIGGER@BIGGERDESIGNS.CO.UK
	SCALE: 1:100	
ADDRESS: WHITE COTTAGE ASPENDEN ROAD BUNTINGFORD SG9 9PA	DATE: 07.01.2023	
	DRAWING NO: 0404	
	REVISION: B	