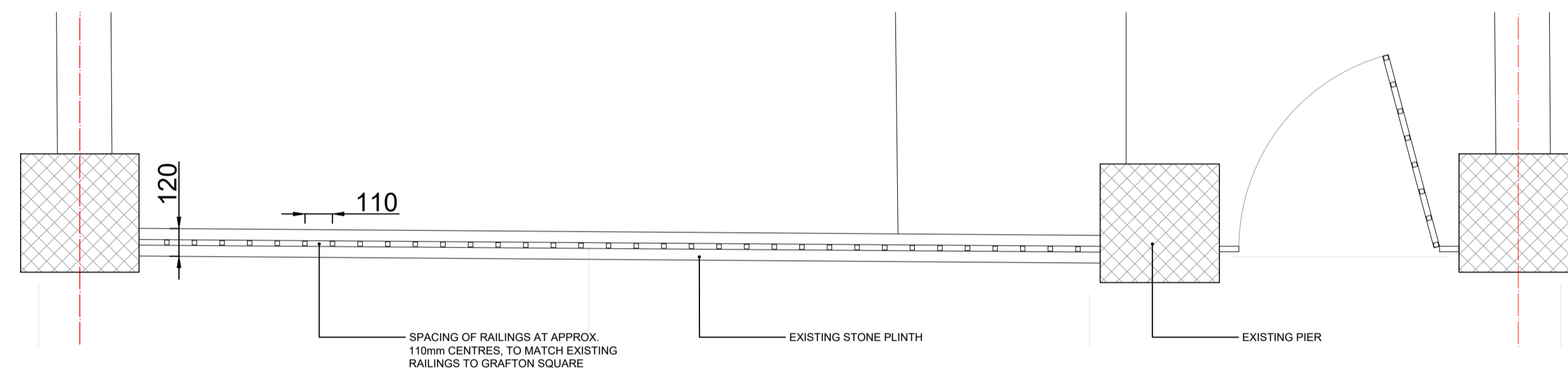


1 FRONT ELEVATION

1:20 @ A1

Whilst there appear to be no original railings to the houses on Grafton sq. there is a historic photo from around 1915 included on this drawing. The current (but assumed non original) railings surrounding the central square and playground in Grafton square itself have also been noted.

We are hoping to match what may have been originally in front of the houses themselves and set an appropriate precedent. The proposed replacement railings therefore look to replicate the historic photo as closely as possible in relation to colour, material, proportion, height, spacing and finacle style.



2 PLAN

1:20 @ A1

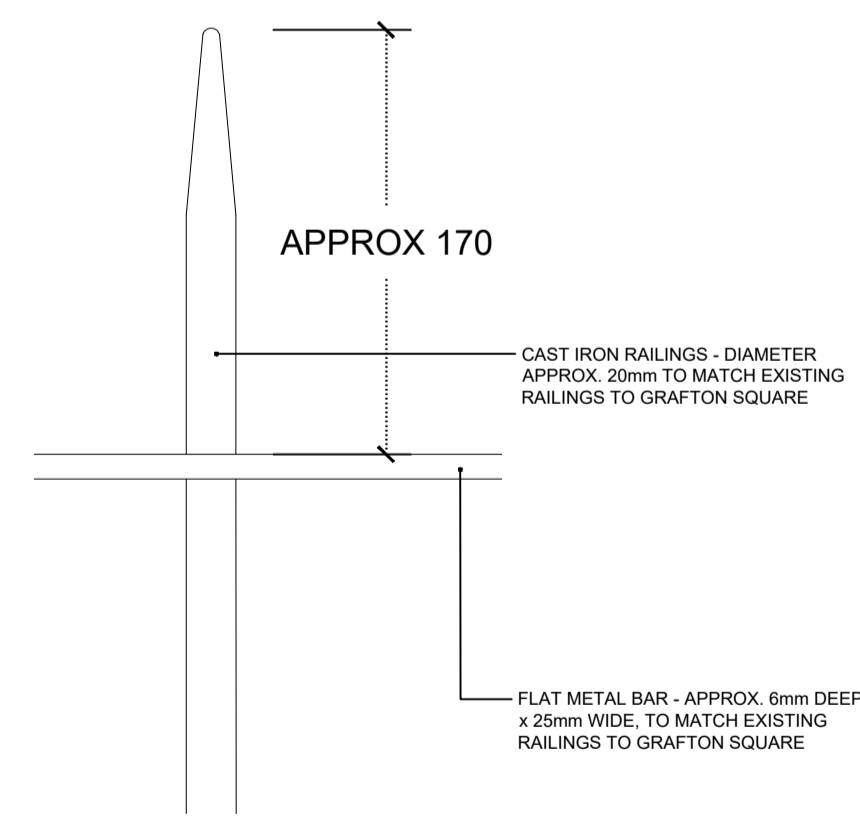
CURVATURE TO GATE
SPINDLES NOTED



HISTORICAL RAILINGS TO
GRAFTON SQUARE 1915

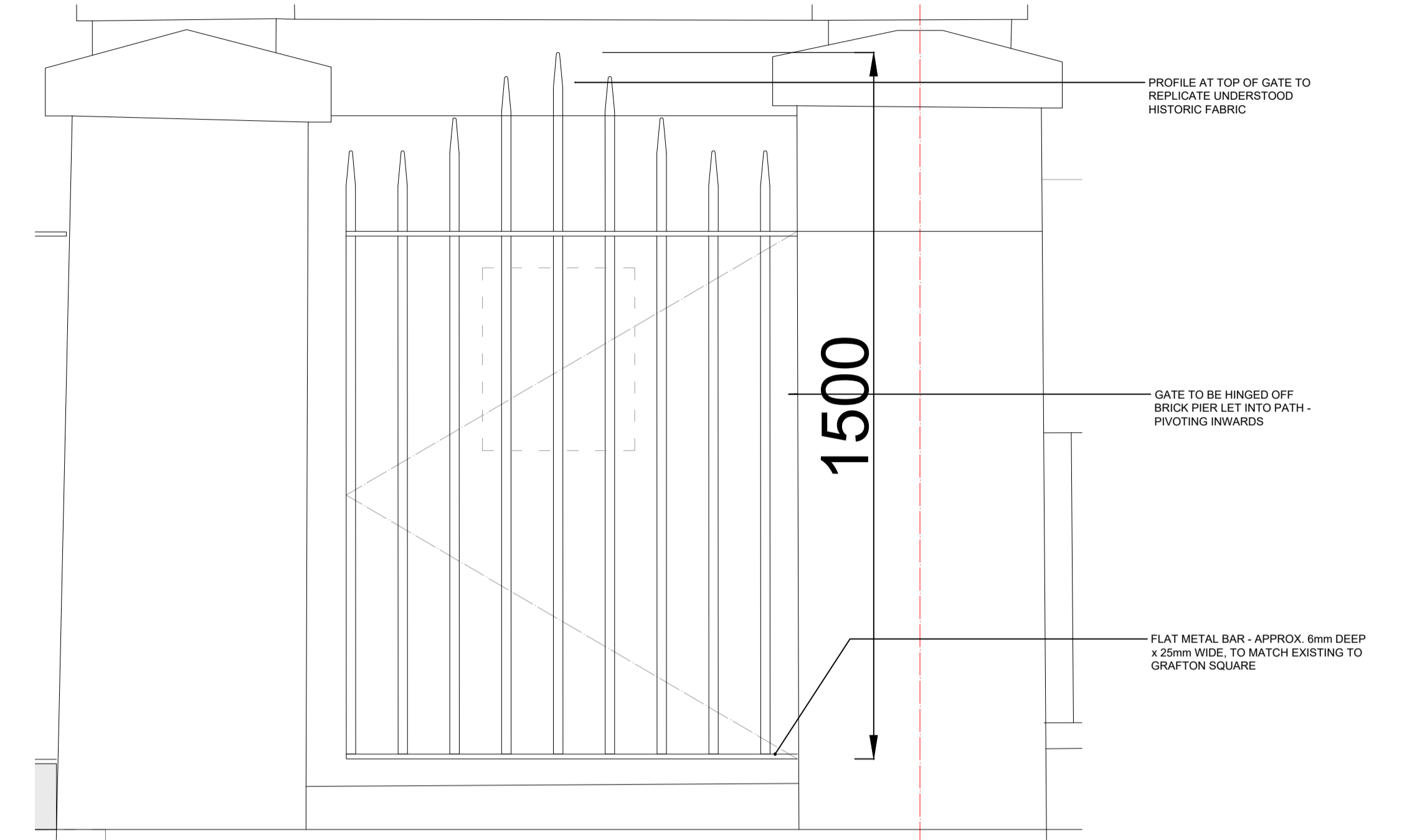


EXISTING RAILINGS TO GRAFTON SQUARE



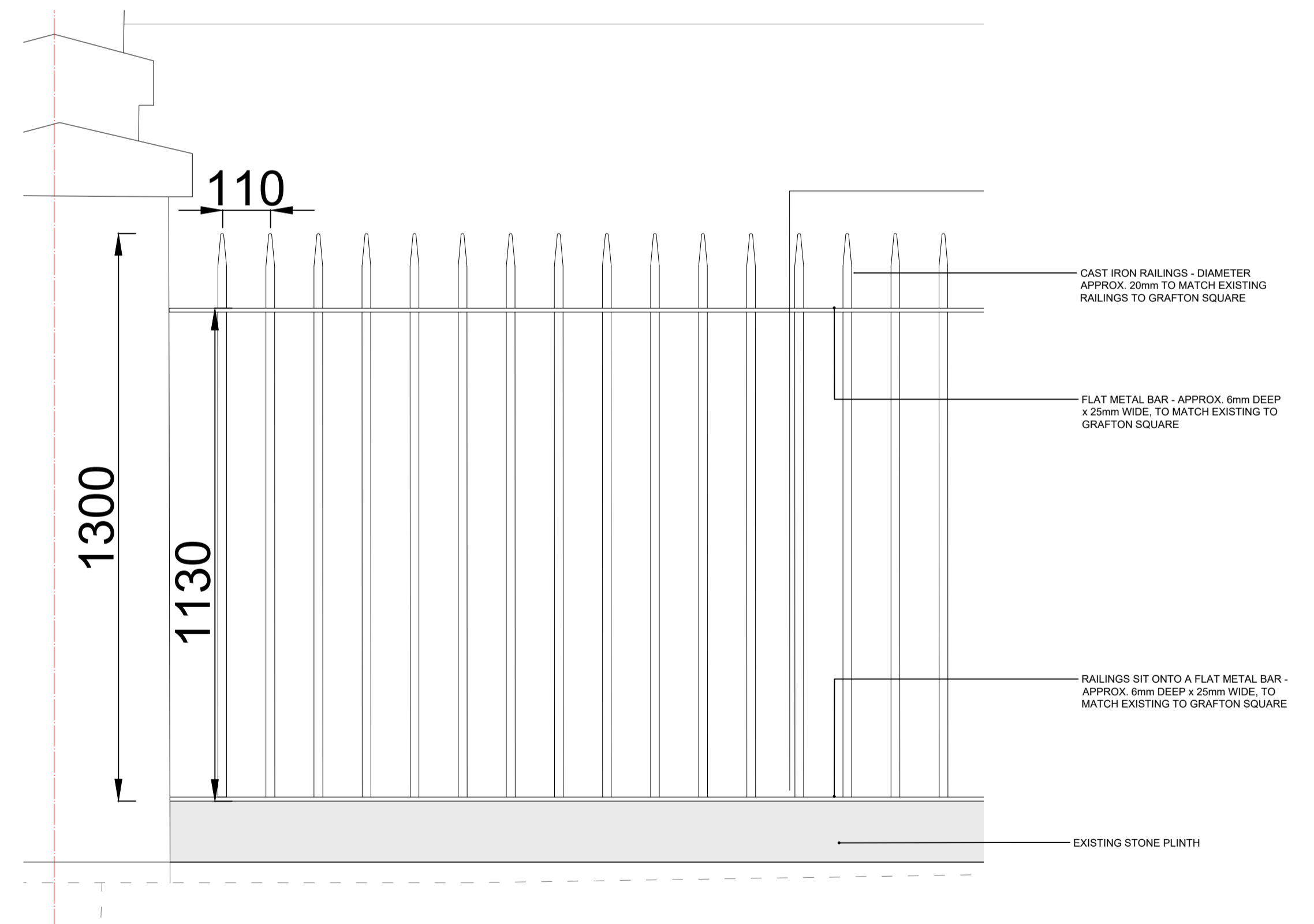
5 HEAD STYLE

1:1 @ A1



3 GATE TO FRONT ELEVATION

1:20 @ A1



4 FENCE TO FRONT ELEVATION

1:20 @ A1

ISSUE REGISTER		
DATE	ISSUE	DESCRIPTION
09.05.22	P.1	PLANNING REVISION
11.12.23	P.2	PLANNING CONDITION - UPDATED DRAWING ISSUED FOR APPROVAL

Figured dimensions must be taken in preference to scaled dimensions and any discrepancies or errors are to be referred to the designers. Contractors, sub-contractors, and suppliers must verify all dimensions on site before commencing any work or production of shop drawings

TAS
ARCHITECTS

HERTFORDSHIRE: 1 Loxley Stables, Long Marston, HP23 4PL
LONDON: 87 Southbank Bridge Road, London, SE1 0AB
SUFFOLK: The Forge, Ipswich, Suffolk, IP9 1AX
T: +44 (0)207 943 0727 E: hello@tasarchitects.co.uk

PROJECT ADDRESS:	41 GRAFTON SQUARE, LONDON, SW4 0DB	
CLIENT:	SAM KYDAS AND STUART MACHIN	
DRAWING TITLE:	FRONT RAILING DETAILS	
PURPOSE:	PLANNING	
DRAWING NO:	P313_CO_7.02	P.2
ISSUE NO:		
SCALE:	1:20 @ A1	