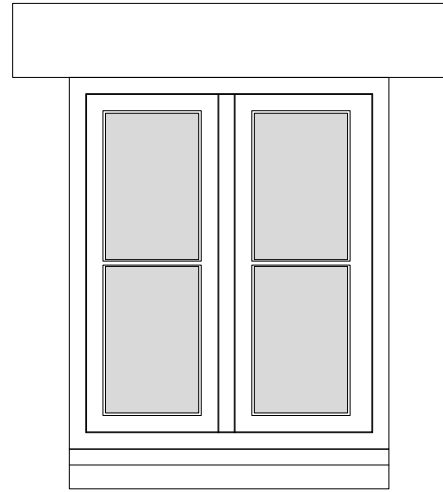
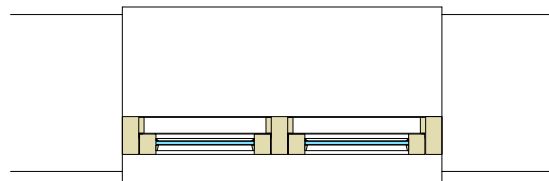


Window **W07, W10 & W12**
1:20 Section



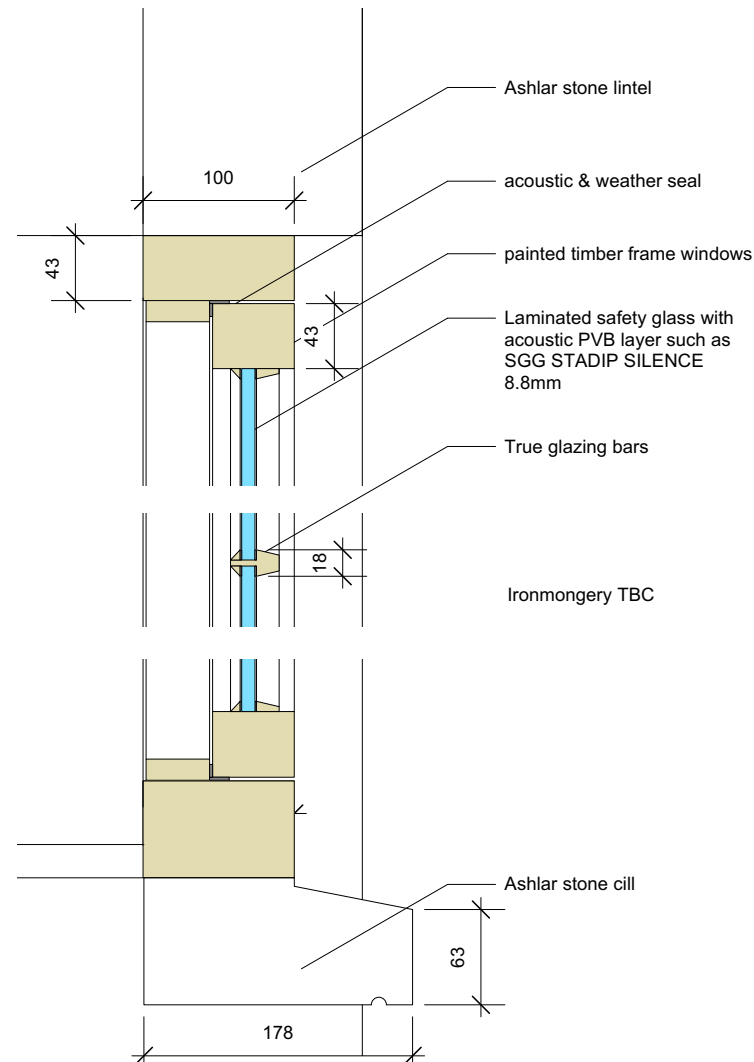
Window **W07, W10, W12**
1:20 Elevation



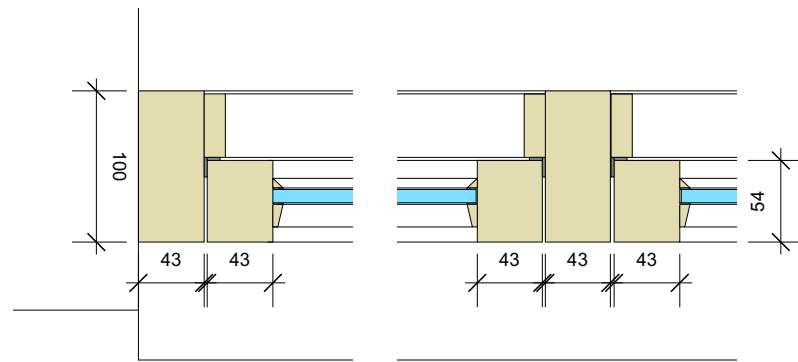
Window **W07, W10, W12**
1:20 Plan

Note: Details to match existing window W01 and adjacent window to ED02, to be reused if possible in location of W07.

Colour for external doors and windows to match existing: Paper and Paints 'Cammo 7' (dark green)



Window **W07, W10 & W12**
1:5 Section Details



Window **W07, W10, W12**
1:5 Plan Details

Notes			
1. This drawing remains copyright of Blake Architects Limited and may not be reproduced or copied without consent in writing.			
2. For construction use figured dimensions only.			
3. Any discrepancies between site and drawings to be reported to the architect immediately.			
4. Read in conjunction with all relevant structural and mechanical & electrical engineers drawings.			
5. Survey undertaken by: Geomap			
REVISIONS			
PROJECT	Littons, Naunton		
ADDRESS	Littons, Church Lane, Naunton, Gloucestershire, GL54 3AT		
B L A K E A R C H I T E C T S	Blake Architects Limited 1 Coves Barn, Winstone Gloucestershire. GL7 7JZ [T] 01285 841407 [e] mail@blakearchitects.co.uk www.blakearchitects.co.uk		
	TITLE	Proposed Joinery: Windows	
DRAWING NUMBER	22.06.04.40		
STATUS	Stage 4		
DRAWN	CHECKED	DATE	SCALE
GY	JN	16.05.23	1:20 @ A3
			REVISION