

CONFIRMATION OF SURVEY DETAILS



Customer <i>Vickers</i>	Order No <i>30391011</i>	Surveyor <i>A. Pearson</i>
Installation Address <i>11 Clarence Rd Berkhamstead Herts</i>		Postcode <i>HP4 3BQ</i>
E Mail Address <i>Sara Vickers 12@btmail.com</i>		Date <i>4.10.27</i>

Property Questions including Restrictions and Approvals			
Product Abuts Soffit	Yes/No	New Build - See Note	Yes (No)
Soffit Sample Taken	Yes/No	Anglian Product Previously Installed	Yes (No)
Building Work Required	Yes/No	Are there any Property Restrictions	Yes (No)
Residential Property	Yes/No	Conservation Area	Yes (No)
Flat (Which Floor?)		Listed Building	Yes (No)
Terrace	<i>Mid</i>	Other:	Yes (No)
House		Planning Application Required	Yes (No)
Bungalow		Planning Application Done By	Customer (Anglian)
Other:		Surveyor Planning Pack Required	Yes (No)
External Finish	<i>brick</i>	New Lintel Required - Aperture Width	mm (No)
Estimated Duration	<i>10w/</i>		

NOTE: Customer Planning - Contract will not go into Manufacture until copies of Approvals have been provided to Anglian by the Customer.

NOTE: For all Products into New Build it is the Customers responsibility to supply Anglian with full Aperture dimensions incl Floor Levels.

Fire Regulations	Existing units comply with Fire Egress Regulations Note: New units will either comply with current fire regulations or those for replacements.		Y	N
Gas Vent Present	If Yes - Ventilator to be removed	Location and volume mm.....		
	Replacement Ventilator	Location and volume mm.....		

Confirmations	Y/N	Items	Confirmations	Y/N	Items
Designs changed from contract	<i>N</i>	Complete VOC	Equal Sight Lines Required	<i>N</i>	
Existing Bay Head to Remain	<i>N</i>		Frame Extensions Req	<i>N</i>	Customer to sign reverse
Are Restrictors Required	<i>N</i>		Std Geo/Lead Drawings	<i>N</i>	If Yes Surveyor to provide on Survey
Existing Window Boards Remain	<i>N</i>				

Standard Delivery <i>4.8 Weeks</i>	Delayed - specify approximate month and reason
---------------------------------------	--

Method of payment Please confirm method of payment due upon practical completion of the works. (In accordance with GGF guidelines)

Anglian Finance Cash*/Cheque/Debit/Credit Card Other _____

Cheques made payable to Anglian Home Improvements. *Please note that cash up to a total of £5,000 may be paid by any customer in respect of work done by Anglian.

'Share & Save' Marketing Before photo taken? YES/NO

DECLARATION	Are you the Registered Owner of the property	Yes	No
--------------------	---	------------	-----------

The Surveyor has discussed the Survey in full and I agree to the designs and all other details finalised during his visit. I confirm all special requirements and information relevant to the order, including everything that was discussed with the salesperson, has been disclosed. I therefore authorise Anglian Windows to proceed with the manufacture in accordance with my preferred delivery requirement and the terms and conditions of the contract.

I also confirm that the Anglian Representative has explained and demonstrated, with samples, where colour differences may occur in placing this order. I accept the products and accept that I cannot use the colour difference as a reason to reject the goods or cancel the contract at a later date.

Customer/Authorised Signature: *S.A. Vickers* **Date:** *4.10.27*

Structural Defect Report - List below any visible External/Internal defects

External Defect: *None Seen*

Internal Defect: *None Seen*

PLEASE NOTE: It is not always possible to identify if lintels are present when the existing windows/doors are in situ. If at point of install it is found that the structure is unsupported/compromised then it may be necessary for lintels to be installed. Should this be the case then additional costs will apply to the customer in order to make the aperture structurally sound.

General Notes / Special Requirements

K.M

1001

Variation Of Contract

Designs changed from Contract	Yes	No
Plus/Minus costs apply and have been agreed with the customer (As shown below)	Yes	No

NOTE: If agreement on costs is not reached, this order will be referred to Business Approvals for assessment

Reason for Variation (include sketch to show design changes from and to)

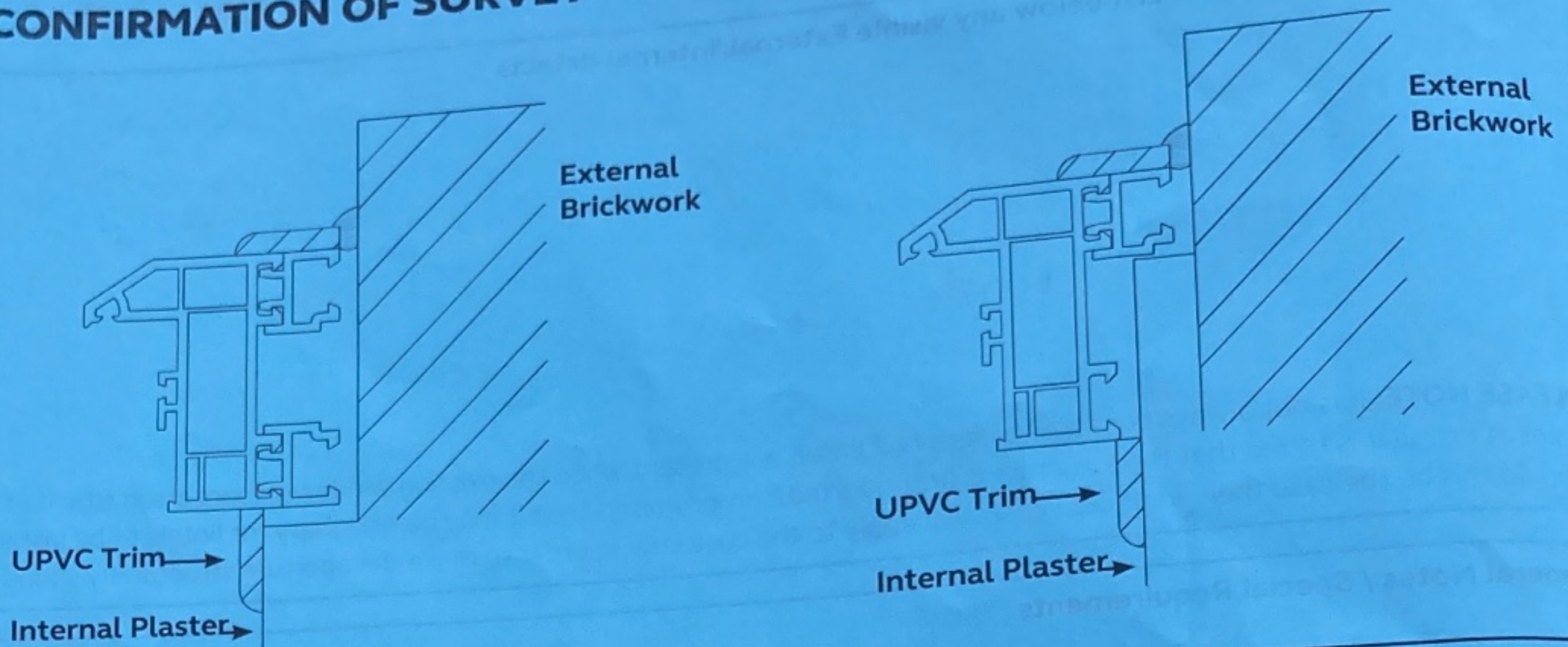
Sketch showing design changes with vertical lines and a vertical bar.

Current Gross Contract Price	Gross Adjustment - Plus/Minus	New Gross Contract Price

Customer/Authorised Signature: *S. A. Vialle* Date: *4.10.23*

Surveyor's Signature: *[Signature]* Date: *4.10.23*

CONFIRMATION OF SURVEY - GENERAL

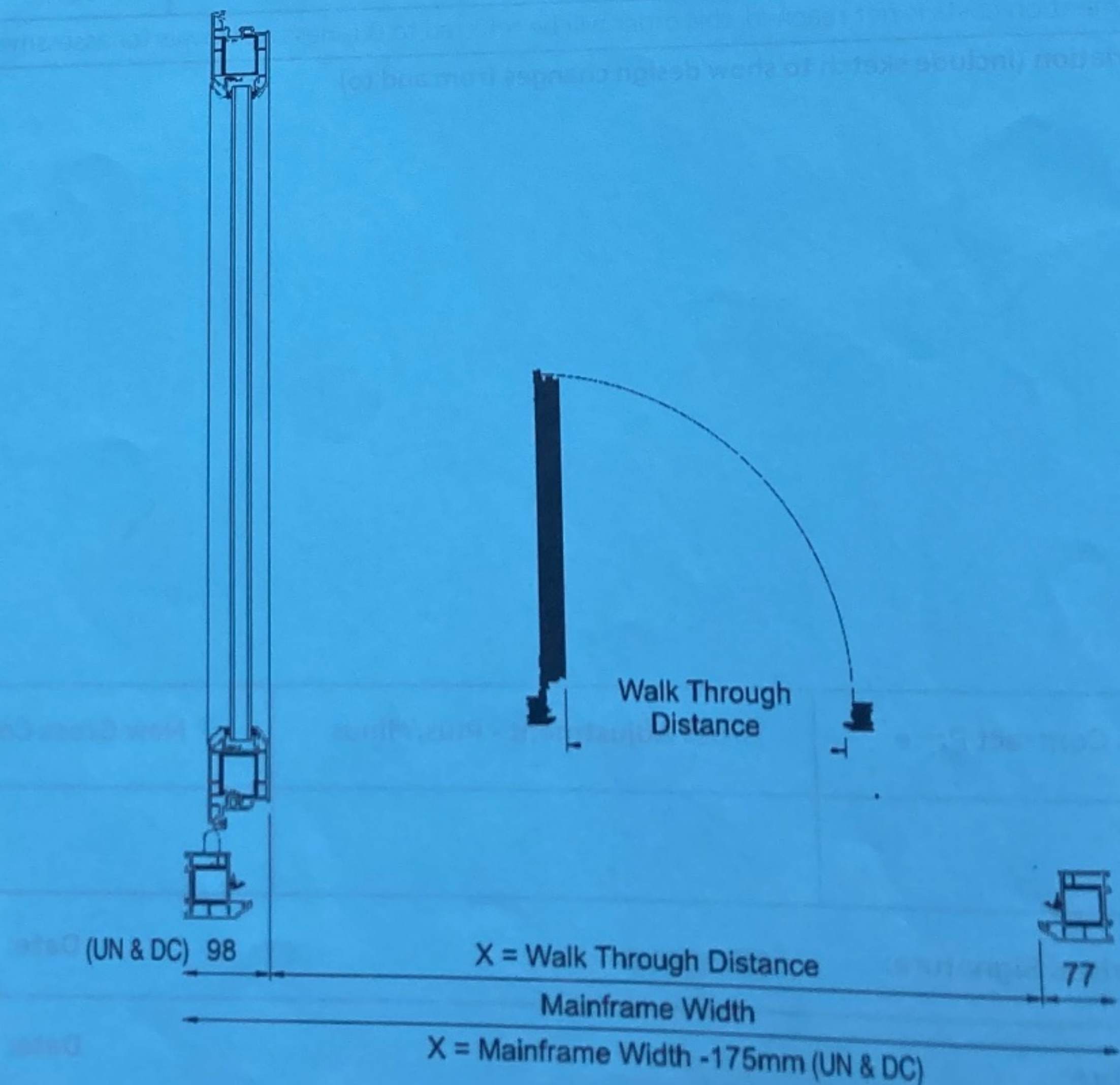


In order to ensure that products are installed correctly, it is sometimes necessary to use frame extensions. This avoids the frame being too far behind the internal reveals, or to allow the products to function properly, or to keep within size parameters.


The use of frame extensions is a necessary and acceptable common practice within the industry, and the purpose of these diagrams is to provide awareness and demonstrate the principle to the customer.

Customer's Signature: _____

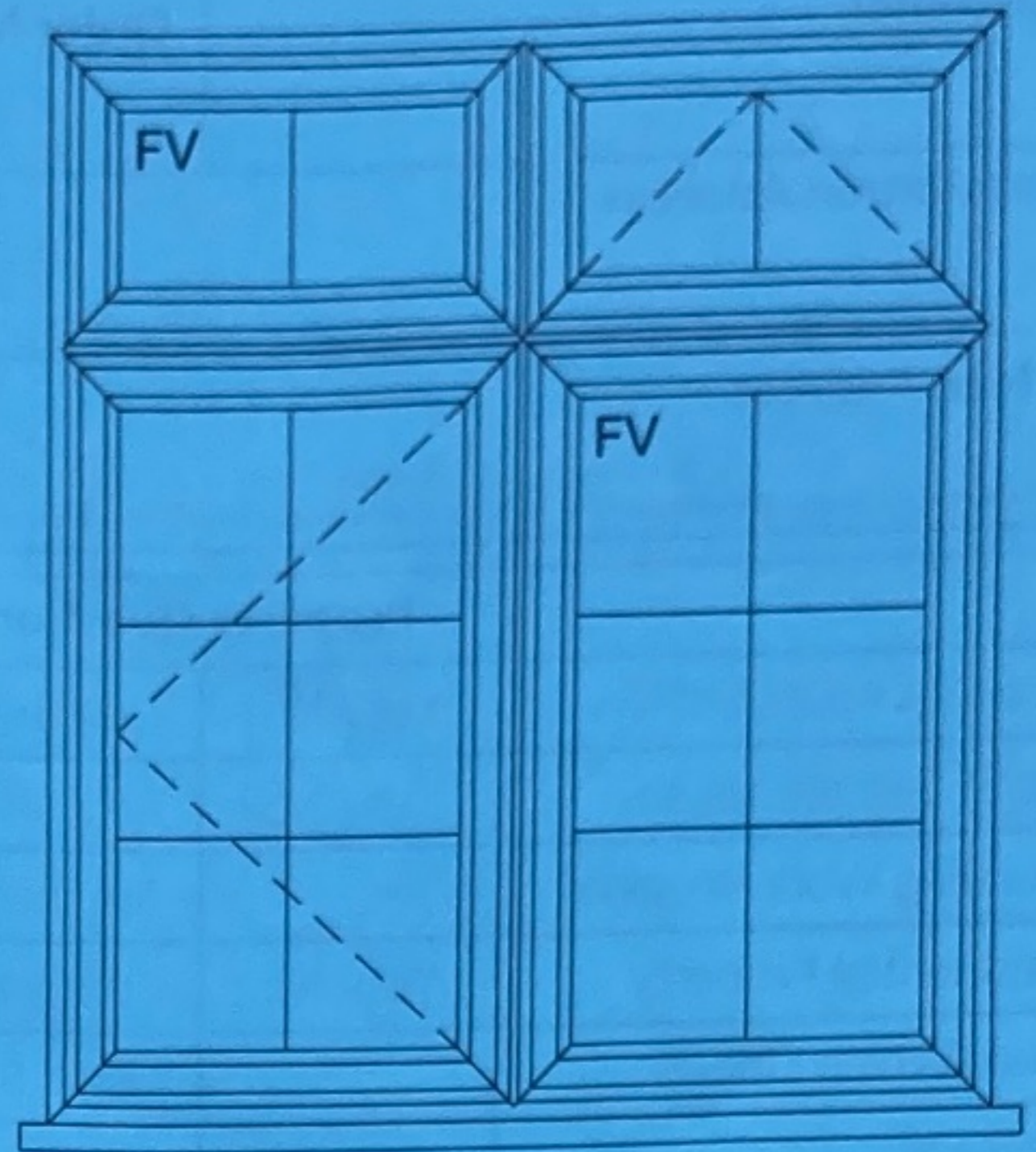
Date: _____




CONFIRMATION OF SURVEY - EFFECTS HELP SHEET




STANDARD CASEMENT (Georgian Inserts)




EQUAL SIGHT LINES (Extra Cost)




STANDARD CASEMENT (Georgian Leads)



EQUAL SIGHT LINES (Extra Cost)



Large Diamond 127 x 203 (Diamond Leads)

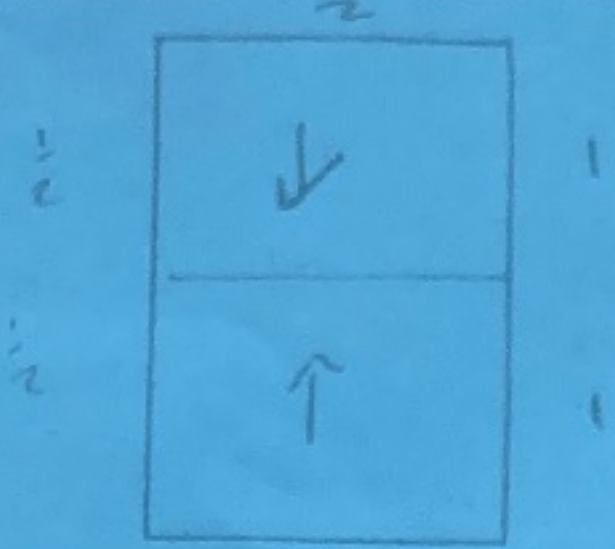
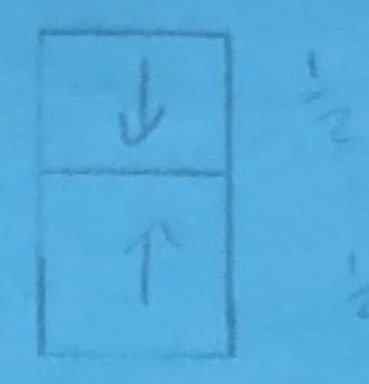


Small Diamond 95 x 152

PRODUCT SPECIFICATION

VIEWED FROM INSIDE

Page..... of.....

Customer	Vickard				Order No	33391011				Surveyor	A. Poon			
Location/Item No.	Front bal 11				L/S 10				2					
Customer Note!	<p>It may not be possible to provide precise transom & mullion break dimensions on site for Georgian or Lead Patterns.</p> 													
Manufacturing sizes	1280 x 1625				680 x 1615				x					
Input Sizes	W	1280	H	1625	W	680	H	1615	W		H			
Material Type	PVCu				PVCu									
Product Type	VE				VE									
Fire Rated Door	-				-									
Cill Type & Colour	-				-									
Cill Horn	-				-									
Internal Sizes	W	1180	H	1575	W	700	H	1540	W		H			
Buried Depths	L	22	R	22	B	20	T	15	L		R	B	T	
Ground Height	600				DL	600				DL	DR			
Coupling Mullions	L		R		B		T		L		R	B	T	
Frame Extensions	L		R		B		T		L		R	B	T	
Frame Colour	Out	white		In	white		Out	white		In	white			
Ventilators	Yes x1				Yes x1									
Handle Details	chrome				chrome									
Window Hinge Type	-				-									
Door Threshold	-				-									
Door Opening	-				-									
Letterplate	-				-									
DD Leaf Colours	Out	-		In	-		Out	-		In	-			
SD Leaf Colours	Out	-		In	-		Out	-		In	-			
Door Hinge Colour	-				-									
Door Extras	Knocker	Spyhole	Chain		Knocker	Spyhole	Chain		Knocker	Spyhole	Chain			
Glass Pattern	clear				Silver mist									
Double/Triple Glazing	Double				Double									
Glass Effect/ADG	cottage bar				-									
Panel Type														
WER	A++	<input type="checkbox"/>	A+	<input checked="" type="checkbox"/>	A	<input type="checkbox"/>	A++	<input type="checkbox"/>	A+	<input type="checkbox"/>	A	<input type="checkbox"/>		
	B	<input type="checkbox"/>	B/Reg Compliant	<input type="checkbox"/>	B	<input type="checkbox"/>	B/Reg Compliant	<input checked="" type="checkbox"/>	B	<input type="checkbox"/>	B/Reg Compliant	<input type="checkbox"/>		
Geo/Lead Patterns	W		H		W		H		W		H			
Notes														
Aperture Sizes	W	1280	H	1625	W	680	H	1615	W		H			

Customer's Authorised signature:

S.A. Vickard

Date: 4/10/23